


Cat National Race SCCA Road America

Group 1 - T2, T3, SSB, SSC, AS, SM

RA 4.000 Miles




No.	Class	Name	MakeModel	Color	Region	Mem#	Sponsor
7	AS	ED HOSNI	FORD MUSTANG	BLACK	DET	293133	GOODYEAR RSIG SECURITY
22	AS	FRED M. HETHERWICK	FORD MUSTANG	WHT	WMCH	107391	GOODYEAR/COLDWELL BANKER/ARCHWAY IN
24	AS	ANDY McDERMID	FORD MUSTANG	WHT	WMCH	137606	LANE AUTOMOTIVE/GOODYEAR/FALICE PER
38	AS	THOMAS TOTH	1985 CHEVY CAMARO	BLUE	DET	221785	HOOSIER, ENGINES BY J.B.
60	AS	HARVEY WEST	FORD MUSTANG	BLK	LOL	17473	
77	AS	JASON VON KLUGE	FORD MUSTANG	RED	DET	310979	
86	AS	DICK READ	CHEVY CAMARO	WHT	CILL	218257	READ CHEVROLET
1	SM	CHRIS PREY	1990 MAZDA MIATA	BLACK	MILW	349306	
4	SM	MICHAEL NEAL	MAZDA MIATA	BLK	INDY	289953	ATC HOME INPSECTIONS
9	SM	JOHN BRANDBERG	MAZDA MIATA	RD/SLVR	LOL	204282	
12	SM	JEFFREY BRADY	MIATA	BLK/RD	DMV	318820	
14	SM	RICKY STENHOUSE Jr	MAZDA MIATA	White	CILL	3708654	
17	SM	ANTHONY COELLO	MAZDA MIATA MX-5	RED	MILW	320656	WWW.POUREDFOUNDATIONS.COM
23	SM	JUSTIN ELDER	MAZDA MIATA	WHT	LOL	259510	
28	SM	ROBERT HIEB	MAZDA MIATA	WHT/MULTI	MILW	341741	MOTORSPORTS-EXCHANGE.COM
31	SM	MICHAEL COELLO	MAZDA MIATA	BLK	MILW	325169	POUREDFOUNDATIONS.COM
35	SM	ROGER JOHNSON	MAZDA MIATA	WHT	MIDS	338194	
48	SM	STUART LEHR	MAZDA MIATA	BLU/ORG	DMV	208636	WOODRIDGE RACING
49	SM	PETER LEHR	MAZDA MIATA	BLU	DMV	360156	WOODRIDGE RACING
57	SM	STEVE WELK	MAZDA MX-5	ORG	MILW	317125	UMW/LINEAR SPORT/ARMSUP
66	SM	DAVID WATTS	MAZDA MIATA	DK.BLU/RD	NEOH	251451	KIM!
78	SM	KRISTOPHER WUESTHOFF	MAZDA MIATA	RED	MILW	360839	CONCOURS MAZDA MILWAUKEE
80	SM	JAQUES DRESANG	MAZDA MX-5	ORG	MILW	346796	UMW/LINEAR SPORT/FAT CHANCE/ARMSUP
88	SM	JAMES RANDALL	MAZDA MIATA	WHT	LOL	338044	RANDALL RACING
92	SM	HARRY MANNING	MAZDA MIATA	BLK/SLVR	MILW	181670	ROSEN MAZDA/REDLINE/HAWK BRAKE/BOSH
3	SSB	ROSS ANDREWS	00 CHEVY CAMARO	WHITE	DET	335240	HANKOOK TIRES GM PERFORMANCE DIV
8	SSB	KEN FLORY	06 PONTIAC SOLSTICE	RED	DET	205716	PRATT & MILLER ENGINEERING
09	SSB	JACK D. TIPPENS	04 BMW Z4 2.5	RED	STL	135570	FALLINEMOTORSPORTS/DORA/ANDERSON
41	SSB	PATRICK JEFFORDS	BMW Z4	WHT	MILW	85381	JEFFORDS RACING/HOOSIER
42	SSB	LEE NIFFENEGGER	HONDA CIVIC Si	BLU	OHV	239362	HONDA/DC SPORTS/ALPINESTARS
68	SSB	DAVID BEDNARZ	99 MAZDA MIATA	SLVR/YEL	DET	342032	DYNAMAX EXHAUST
06	SSC	JONATHAN START	MAZDA 3	RED/WHITE	WMR	345437	CLASSIC BMW CRUISERS
32	SSC	RALPH A. PORTER	04 MINI COOPER S	BLU	INDY	98876	HOOSIER TIRE/DREYER BEINBOL BMW
43	SSC	PETE TAYLOR	HMINI COOPER S	YEL	DET	56668	HOOSIER/CARBOTECH/MOTOR CITY MINI
59	SSC	GINO V. CARINI	MAZDA PROTEGE	BLU/YEL	MILW	3300871	PALERMOS PIZZA/JP CULLEN/MARIO/ENZO
02	T2	GEORGE A. BISKUP	DODGE SRT-4	WHT/BLU/BK	CHI	349452	CONTROL SOLUTIONS/BISKUP MOTORSPORT
46	T2	MARK BODEN	BMW M3	WHT/BLU	CHI	266025	FALL-LINE MOTORSPORTS/HOOSIER TIRE
98	T2	BILL BATEN	CHEVY CAMARO	BLK	INDY	251504	MARKS ADR/BILLY GRAHAM CAMARO
99	T2	JASON HENDERSON	NISSAN 350Z	BLU/ORG	CINC	335835	TRAILX/HOOSIER/FORGELINE WHEELS

Cat National Race SCCA Road America

Group 1 - T2, T3, SSB, SSC, AS, SM

RA 4.000 Miles

COMBINED QUALIFYING G1 - OFFICIAL



Pos	No.	Class	Name	MakeModel	R1. Best Tm	R2. Best Tm	Overall BestTm
1	7	AS	ED HOSNI	FORD MUSTANG	2:32.834	2:31.843	2:31.843
2	24	AS	ANDY McDERMID	FORD MUSTANG	2:32.190	2:32.265	2:32.190
3	77	AS	JASON VON KLUGE	FORD MUSTANG	2:41.063	2:34.387	2:34.387
4	98	T2	BILL BATEN	CHEVY CAMARO	2:35.401	2:35.993	2:35.401
5	46	T2	MARK BODEN	BMW M3	2:36.152	2:38.149	2:36.152
6	99	T2	JASON HENDERSON	NISSAN 350Z	2:36.728	2:38.587	2:36.728
7	60	AS	HARVEY WEST	FORD MUSTANG	2:37.290	----	2:37.290
8	86	AS	DICK READ	CHEVY CAMARO	2:38.929	2:37.822	2:37.822
9	02	T2	GEORGE A. BISKUP	DODGE SRT-4	2:38.520	----	2:38.520
10	22	AS	FRED M. HETHERWICK	FORD MUSTANG	2:40.961	2:39.104	2:39.104
11	38	AS	THOMAS TOTH	1985 CHEVY CAMARO	2:40.120	2:39.240	2:39.240
12	17	SM	ANTHONY COELLO	MAZDA MX-5	2:44.940	2:45.662	2:44.940
13	92	SM	HARRY MANNING	MAZDA MIATA	2:45.358	2:46.184	2:45.358
14	31	SM	MICHAEL COELLO	MAZDA MIATA	2:45.374	2:47.258	2:45.374
15	23	SM	JUSTIN ELDER	MAZDA MIATA	2:47.395	2:47.587	2:47.395
16	35	SM	ROGER JOHNSON	MAZDA MIATA	2:50.376	2:47.666	2:47.666
17	66	SM	DAVID WATTS	MAZDA MIATA	2:48.192	2:48.676	2:48.192
18	42	SSB	LEE NIFFENEGGER	HONDA CIVIC Si	2:48.211	2:48.849	2:48.211
19	57	SM	STEVE WELK	MAZDA MX-5	2:49.284	2:48.332	2:48.332
20	41	SSB	PATRICK JEFFORDS	BMW Z4	2:48.378	2:50.941	2:48.378
21	8	SSB	KEN FLORY	06 PONTIAC SOLSTICE	2:48.397	2:49.897	2:48.397
22	09	SSB	JACK D. TIPPENS	04 BMW Z4 2.5	2:48.577	----	2:48.577
23	80	SM	JAQUES DRESANG	MAZDA MX-5	2:48.830	2:51.065	2:48.830
24	1	SM	CHRIS PREY	1990 MAZDA MIATA	2:48.940	2:53.199	2:48.940
25	14	SM	RICKY STENHOUSE Jr	MAZDA MIATA	2:52.248	2:49.210	2:49.210
26	49	SM	PETER LEHR	MAZDA MIATA	2:49.544	2:49.847	2:49.544
27	43	SSC	PETE TAYLOR	HMINI COOPER S	2:50.943	2:50.128	2:50.128
28	68	SSB	DAVID BEDNARZ	99 MAZDA MIATA	2:51.314	2:51.031	2:51.031
29	3	SSB	ROSS ANDREWS	00 CHEVY CAMARO	2:53.539	2:51.629	2:51.629
30	4	SM	MICHAEL NEAL	MAZDA MIATA	2:51.674	2:52.269	2:51.674
31	32	SSC	RALPH A. PORTER	04 MINI COOPER S	2:51.779	2:53.158	2:51.779
32	12	SM	JEFFREY BRADY	MIATA	2:54.896	2:54.154	2:54.154
33	88	SM	JAMES RANDALL	MAZDA MIATA	----	2:55.481	2:55.481
34	9	SM	JOHN BRANDBERG	MAZDA MIATA	2:59.720	2:55.702	2:55.702
35	48	SM	STUART LEHR	MAZDA MIATA	3:20.959	2:56.264	2:56.264
36	78	SM	KRISTOPHER WUESTHOFF	MAZDA MIATA	3:01.445	2:57.609	2:57.609
37	59	SSC	GINO V. CARINI	MAZDA PROTEGE	3:06.919	3:02.456	3:02.456

Name

Name


R1. Group 1 - T2, T3, SSB, SSC, AS, SM - G1 Q1
 R2. Group 1 - T2, T3, SSB, SSC, AS, SM - G1 Q2

Cat National Race SCCA Road America

Group 1 - T2, T3, SSB, SSC, AS, SM

RA 4.000 Miles

COMBINED QUALIFYING G1 - OFFICIAL



Pos	No.	Class	Name	MakeModel	R1. Best Tm	R2. Best Tm	Overall BestTm
38	28	SM	ROBERT HIEB	MAZDA MIATA	----	----	----
39	06	SSC	JONATHAN START	MAZDA 3	----	----	----

Name

Name

R1. Group 1 - T2, T3, SSB, SSC, AS, SM - G1 Q1
R2. Group 1 - T2, T3, SSB, SSC, AS, SM - G1 Q2

Cat National Race SCCA Road America

Sorted on Laps

Group 1 - T2, T3, SSB, SSC, AS, SM

RA 4.000 Miles

G1 RACE - *** OFFICIAL ***

07/23/06 09:44 AM

Race (12 Laps)

Pos	No.	Class	PIC Name	Laps	Diff	Total Tm	Best Tm	Sponsor
1	7	AS	1 ED HOSNI	12	-	30:48.165	2:31.749	GOODYEAR RSIG SECURITY
2	77	AS	2 JASON VON KLUGE	12	+6.220	30:54.385	2:32.413	
3	98	T2	1 BILL BATEN	12	+35.056	31:23.221	2:35.433	MARKS ADR/BILLY GRAHAM CAMARO
4	46	T2	2 MARK BODEN	12	+47.894	31:36.059	2:36.309	FALL-LINE MOTORSPORTS/HOOSIER TIRE
5	99	T2	3 JASON HENDERSON	12	+58.803	31:46.968	2:36.472	TRAILX/HOOSIER/FORGLINE WHEELS
6	02	T2	4 GEORGE A. BISKUP	12	+1:06.231	31:54.396	2:36.880	CONTROL SOLUTIONS/BISKUP MOTORSPORT
7	22	AS	3 FRED M. HETHERWICK	12	+1:25.450	32:13.615	2:37.816	GOODYEAR/COLDWELL BANKER/ARCHWAY IN
8	38	AS	4 THOMAS TOTH	12	+1:25.654	32:13.819	2:37.789	HOOSIER, ENGINES BY J.B.
9	86	AS	5 DICK READ	12	+1:35.576	32:23.741	2:38.766	READ CHEVROLET
10	31	SM	1 MICHAEL COELLO	12	+2:46.068	33:34.233	2:46.133	POUREDFOUNDATIONS.COM
11	92	SM	2 HARRY MANNING	12	+2:46.290	33:34.455	2:45.555	ROSEN MAZDA/REDLINE/HAWK BRAKE/BOSH
12	09	SSB	1 JACK D. TIPPENS	11	1 Lap	31:07.107	2:47.887	FALLINEMOTORSPORTS/DORA/ANDERSON
13	42	SSB	2 LEE NIFFENEGGER	11	+8.469	31:15.576	2:48.271	HONDA/DC SPORTS/ALPINESTARS
14	35	SM	3 ROGER JOHNSON	11	+9.183	31:16.290	2:48.221	
15	49	SM	4 PETER LEHR	11	+11.917	31:19.024	2:48.433	WOODRIDGE RACING
16	80	SM	5 JAQUES DRESANG	11	+12.107	31:19.214	2:48.680	UMW/LINEAR SPORT/FAT CHANCE/ARMSUP
17	57	SM	6 STEVE WELK	11	+12.201	31:19.308	2:48.136	UMW/LINEAR SPORT/ARMSUP
18	66	SM	7 DAVID WATTS	11	+12.202	31:19.309	2:48.645	KIM!
19	23	SM	8 JUSTIN ELDER	11	+13.835	31:20.942	2:48.469	
20	41	SSB	3 PATRICK JEFFORDS	11	+14.545	31:21.652	2:48.324	JEFFORDS RACING/HOOSIER
21	1	SM	9 CHRIS PREY	11	+22.041	31:29.148	2:49.067	
22	4	SM	10 MICHAEL NEAL	11	+27.546	31:34.653	2:50.028	ATC HOME INPSECTIONS
23	3	SSB	4 ROSS ANDREWS	11	+28.724	31:35.831	2:49.364	HANKOOK TIRES GM PERFORMANCE DIV
24	43	SSC	1 PETE TAYLOR	11	+34.119	31:41.226	2:49.401	HOOSIER/CARBOTECH/MOTOR CITY MINI
25	14	SM	11 RICKY STENHOUSE Jr	11	+37.643	31:44.750	2:48.763	
26	32	SSC	2 RALPH A. PORTER	11	+40.826	31:47.933	2:50.991	HOOSIER TIRE/DREYER BEINBOL BMW
27	06	SSC	3 JONATHAN START	11	+41.140	31:48.247	2:50.938	CLASSIC BMW CRUISERS
28	68	SSB	5 DAVID BEDNARZ	11	+46.544	31:53.651	2:50.325	DYNAMAX EXHAUST
29	12	SM	12 JEFFREY BRADY	11	+1:12.402	32:19.509	2:53.253	
30	9	SM	13 JOHN BRANDBERG	11	+1:33.539	32:40.646	2:55.274	
31	78	SM	14 KRISTOPHER WUESTHOFF	11	+1:46.084	32:53.191	2:56.816	CONCOURS MAZDA MILWAUKEE
32	88	SM	15 JAMES RANDALL	11	+2:02.781	33:09.888	2:58.547	RANDALL RACING
33	24	AS	6 ANDY MCDERMID	10	2 Laps	31:50.252	2:31.976	LANE AUTOMOTIVE/GOODYEAR/FALICE PER
34	8	SSB	6 KEN FLORY	9	3 Laps	25:36.687	2:48.148	PRATT & MILLER ENGINEERING
Not Classified								
DNF	48	SM	DNF STUART LEHR	5	-	14:57.476	2:55.103	WOODRIDGE RACING
DNF	59	SSC	DNF GINO V. CARINI	4	-	12:40.890	3:01.413	PALERMOS PIZZA/JP CULLEN/MARIO/ENZO
DNF	60	AS	DNF HARVEY WEST	3	-	8:14.552	2:41.874	
DNF	17	SM	DNF ANTHONY COELLO	1	-	2:54.608	2:49.693	WWW.POUREDFOUNDATIONS.COM
DNS	28	SM	DNS ROBERT HIEB	0	-	----	----	MOTORSPORTS-EXCHANGE.COM

Announcements

New Track Record (2:49.401) for SSC by PETE TAYLOR.
 New Track Record (2:47.887) for SSB by JACK D. TIPPENS.

Margin of Victory	Avg. Speed	Best Lap Tm	Best Spd	Best Lap by
+6.220	93.498	2:31.749	94.894	[7] ED HOSNI

Printed: 7/25/2006 4:35:29 PM Licensed to: SCCA Milwaukee Region

Chief of Timing & Scoring - Pete Klinger/Chris Langer/Jamie Kipp
 Milwaukee Region SCCA Sanction #06-N-33-P
 MYLAPS RESULTS ARE UNOFFICIAL
 Road America 4.0 miles

Orbits 2
 www.amb-it.com
 www.mylaps.com

Cat National Race SCCA Road America

Lapchart


Group 1 - T2, T3, SSB, SSC, AS, SM

RA 4.000 Miles

G1 RACE - *** OFFICIAL ***

7/23/2006 09:44 AM

Race (12 Laps)



Competitors	Laps												
	0	1	2	3	4	5	6	7	8	9	10	11	12
ED HOSNI (7)	1	7	24	24	24	24	7	7	7	7	7	7	7
ANDY McDERMID (24)	2	24	7	7	7	7	77	77	77	77	77	77	77
JASON VON KLUGE (77)	3	77	77	77	77	77	98	98	98	98	98	98	98
BILL BATEN (98)	4	98	98	98	98	98	46	46	46	46	46	46	46
JASON HENDERSON (99)	5	99	46	46	46	46	02	02	02	02	99	99	99
MARK BODEN (46)	6	46	02	02	02	02	99	99	99	02	02	02	02
GEORGE A. BISKUP (02)	7	02	99	99	99	99	86	86	86	86	86	22	22
DICK READ (86)	8	86	86	60	60	86	38	38	38	38	38	38	38
HARVEY WEST (60)	9	60	60	86	86	38	22	22	22	22	22	86	86
FRED M. HETHERWICK (22)	10	22	22	38	38	22	92	31	31	31	31	31	31
THOMAS TOTH (38)	11	38	38	22	22	92	31	92	92	92	92	92	92
ANTHONY COELLO (17)	12	17	17	92	92	31	42	09	09	09	09	09	09
HARRY MANNING (92)	13	92	31	31	31	35	09	42	42	42	42	42	42
MICHAEL COELLO (31)	14	31	92	35	35	42	35	35	35	35	8	35	35
ROGER JOHNSON (35)	15	35	35	42	42	8	23	23	23	23	35	66	49
LEE NIFFENEGGER (42)	16	42	23	57	8	09	8	8	57	57	57	49	80
JUSTIN ELDER (23)	17	23	42	23	57	23	66	66	8	8	49	80	57
DAVID WATTS (66)	18	66	57	66	23	66	57	57	66	66	23	57	66
PATRICK JEFFORDS (41)	19	41	66	8	66	57	41	49	49	49	80	23	23
STEVE WELK (57)	20	57	8	09	09	41	80	80	80	80	66	41	41
JACK D. TIPPENS (09)	21	09	41	41	41	80	14	41	41	41	41	1	1
KEN FLORY (8)	22	8	1	80	80	14	49	1	1	1	1	4	4
CHRIS PREY (1)	23	1	09	1	14	49	1	14	43	43	4	3	3
JAQUES DRESANG (80)	24	80	80	14	49	1	4	43	4	4	43	43	43
PETE TAYLOR (43)	25	43	43	49	1	43	43	4	3	3	3	14	14
RICKY STENHOUSE Jr (14)	26	14	14	43	43	4	3	3	32	32	14	32	32
PETER LEHR (49)	27	49	49	3	4	32	32	32	06	14	32	06	06
DAVID BEDNARZ (68)	28	68	3	4	32	3	06	06	14	06	06	68	68
ROSS ANDREWS (3)	29	3	68	32	06	06	68	68	68	68	68	12	12
MICHAEL NEAL (4)	30	4	4	06	3	68	12	12	12	12	9	9	9

Printed: 7/25/2006 5:01:32 PM

Licensed to: SCCA Milwaukee Region

Chief of Timing & Scoring - Pete Klinger/Chris Langer/Jamie Kipp

Milwaukee Region SCCA Sanction #06-N-33-P

MYLAPS RESULTS ARE UNOFFICIAL

Road America 4.0 miles

Orbits 2

www.amb-it.com

www.mylaps.com

Cat National Race SCCA Road America

Sorted on Laps

Group 1 - T2, T3, SSB, SSC, AS, SM

RA 4.000 Miles

G1 RACE - *** OFFICIAL ***

07/23/06 09:44 AM

Race (12 Laps)

Pos	No.	Class	Name	Region	Mem#	MakeModel	Laps	Diff	Total Tm	Best Tm
AS										
1	7	AS	ED HOSNI	DET	293133	FORD MUSTANG	12	-	30:48.165	2:31.749
2	77	AS	JASON VON KLUGE	DET	310979	FORD MUSTANG	12	+6.220	30:54.385	2:32.413
3	22	AS	FRED M. HETHERWICK	WMCH	107391	FORD MUSTANG	12	+1:25.450	32:13.615	2:37.816
4	38	AS	THOMAS TOTH	DET	221785	1985 CHEVY CAMARO	12	+1:25.654	32:13.819	2:37.789
5	86	AS	DICK READ	CILL	218257	CHEVY CAMARO	12	+1:35.576	32:23.741	2:38.766
6	24	AS	ANDY McDERMID	WMCH	137606	FORD MUSTANG	10	2 Laps	31:50.252	2:31.976
DNF	60	AS	HARVEY WEST	LOL	17473	FORD MUSTANG	3	-	8:14.552	2:41.874
SM										
1	31	SM	MICHAEL COELLO	MILW	325169	MAZDA MIATA	12	-	33:34.233	2:46.133
2	92	SM	HARRY MANNING	MILW	181670	MAZDA MIATA	12	+0.222	33:34.455	2:45.555
3	35	SM	ROGER JOHNSON	MIDS	338194	MAZDA MIATA	11	1 Lap	31:16.290	2:48.221
4	49	SM	PETER LEHR	DMV	360156	MAZDA MIATA	11	+2.734	31:19.024	2:48.433
5	80	SM	JAQUES DRESANG	MILW	346796	MAZDA MX-5	11	+2.924	31:19.214	2:48.680
6	57	SM	STEVE WELK	MILW	317125	MAZDA MX-5	11	+3.018	31:19.308	2:48.136
7	66	SM	DAVID WATTS	NEOH	251451	MAZDA MIATA	11	+3.019	31:19.309	2:48.645
8	23	SM	JUSTIN ELDER	LOL	259510	MAZDA MIATA	11	+4.652	31:20.942	2:48.469
9	1	SM	CHRIS PREY	MILW	349306	1990 MAZDA MIATA	11	+12.858	31:29.148	2:49.067
10	4	SM	MICHAEL NEAL	INDY	289953	MAZDA MIATA	11	+18.363	31:34.653	2:50.028
11	14	SM	RICKY STENHOUSE Jr	CILL	3708654	MAZDA MIATA	11	+28.460	31:44.750	2:48.763
12	12	SM	JEFFREY BRADY	DMV	318820	MIATA	11	+1:03.219	32:19.509	2:53.253
13	9	SM	JOHN BRANDBERG	LOL	204282	MAZDA MIATA	11	+1:24.356	32:40.646	2:55.274
14	78	SM	KRISTOPHER WUESTHOFF	MILW	360839	MAZDA MIATA	11	+1:36.901	32:53.191	2:56.816
15	88	SM	JAMES RANDALL	LOL	338044	MAZDA MIATA	11	+1:53.598	33:09.888	2:58.547
DNF	48	SM	STUART LEHR	DMV	208636	MAZDA MIATA	5	-	14:57.476	2:55.103
DNF	17	SM	ANTHONY COELLO	MILW	320656	MAZDA MIATA MX-5	1	-	2:54.608	2:49.693
DNS	28	SM	ROBERT HIEB	MILW	341741	MAZDA MIATA	0	-	----	----
SSB										
1	09	SSB	JACK D. TIPPENS	STL	135570	04 BMW Z4 2.5	11	-	31:07.107	2:47.887
2	42	SSB	LEE NIFFENEGGER	OHV	239362	HONDA CIVIC Si	11	+8.469	31:15.576	2:48.271
3	41	SSB	PATRICK JEFFORDS	MILW	85381	BMW Z4	11	+14.545	31:21.652	2:48.324
4	3	SSB	ROSS ANDREWS	DET	335240	00 CHEVY CAMARO	11	+28.724	31:35.831	2:49.364
5	68	SSB	DAVID BEDNARZ	DET	342032	99 MAZDA MIATA	11	+46.544	31:53.651	2:50.325
6	8	SSB	KEN FLORY	DET	205716	06 PONTIAC SOLSTICE	9	2 Laps	25:36.687	2:48.148
SSC										
1	43	SSC	PETE TAYLOR	DET	56668	HMINI COOPER S	11	-	31:41.226	2:49.401
2	32	SSC	RALPH A. PORTER	INDY	98876	04 MINI COOPER S	11	+6.707	31:47.933	2:50.991
3	06	SSC	JONATHAN START	WMR	345437	MAZDA 3	11	+7.021	31:48.247	2:50.938
DNF	59	SSC	GINO V. CARINI	MILW	3300871	MAZDA PROTEGE	4	-	12:40.890	3:01.413
T2										
1	98	T2	BILL BATEN	INDY	251504	CHEVY CAMARO	12	-	31:23.221	2:35.433
2	46	T2	MARK BODEN	CHI	266025	BMW M3	12	+12.838	31:36.059	2:36.309
3	99	T2	JASON HENDERSON	CINC	335835	NISSAN 350Z	12	+23.747	31:46.968	2:36.472
4	02	T2	GEORGE A. BISKUP	CHI	349452	DODGE SRT-4	12	+31.175	31:54.396	2:36.880

Margin of Victory	Avg. Speed	Best Lap Tm	Best Spd	Best Lap by
+6.220	93.498	2:31.749	94.894	[7] ED HOSNI

Printed: 7/25/2006 5:21:05 PM

Licensed to: SCCA Milwaukee Region

Chief of Timing & Scoring - Pete Klinger/Chris Langer/Jamie Kipp

Orbits 2

Milwaukee Region SCCA Sanction #06-N-33-P

www.amb-it.com

MYLAPS RESULTS ARE UNOFFICIAL

www.mylaps.com

Road America 4.0 miles

Cat National Race SCCA Road America

Sorted on Laps

Group 1 - T2, T3, SSB, SSC, AS, SM

RA 4.000 Miles

G1 RACE - *** OFFICIAL ***

07/23/06 09:44 AM

Race (12 Laps)

Pos	No.	Class	Name	Region	Mem#	MakeModel	Laps	Diff	Total Tm	Best Tm
AS										
1	7	AS	ED HOSNI	DET	293133	FORD MUSTANG	12	-	30:48.165	2:31.749
2	77	AS	JASON VON KLUGE	DET	310979	FORD MUSTANG	12	+6.220	30:54.385	2:32.413
3	22	AS	FRED M. HETHERWICK	WMCH	107391	FORD MUSTANG	12	+1:25.450	32:13.615	2:37.816
4	38	AS	THOMAS TOTH	DET	221785	1985 CHEVY CAMARO	12	+1:25.654	32:13.819	2:37.789
5	86	AS	DICK READ	CILL	218257	CHEVY CAMARO	12	+1:35.576	32:23.741	2:38.766
6	24	AS	ANDY McDERMID	WMCH	137606	FORD MUSTANG	10	2 Laps	31:50.252	2:31.976
DNF	60	AS	HARVEY WEST	LOL	17473	FORD MUSTANG	3	-	8:14.552	2:41.874
SM										
1	31	SM	MICHAEL COELLO	MILW	325169	MAZDA MIATA	12	-	33:34.233	2:46.133
2	92	SM	HARRY MANNING	MILW	181670	MAZDA MIATA	12	+0.222	33:34.455	2:45.555
3	35	SM	ROGER JOHNSON	MIDS	338194	MAZDA MIATA	11	1 Lap	31:16.290	2:48.221
4	49	SM	PETER LEHR	DMV	360156	MAZDA MIATA	11	+2.734	31:19.024	2:48.433
5	80	SM	JAQUES DRESANG	MILW	346796	MAZDA MX-5	11	+2.924	31:19.214	2:48.680
6	57	SM	STEVE WELK	MILW	317125	MAZDA MX-5	11	+3.018	31:19.308	2:48.136
7	66	SM	DAVID WATTS	NEOH	251451	MAZDA MIATA	11	+3.019	31:19.309	2:48.645
8	23	SM	JUSTIN ELDER	LOL	259510	MAZDA MIATA	11	+4.652	31:20.942	2:48.469
9	1	SM	CHRIS PREY	MILW	349306	1990 MAZDA MIATA	11	+12.858	31:29.148	2:49.067
10	4	SM	MICHAEL NEAL	INDY	289953	MAZDA MIATA	11	+18.363	31:34.653	2:50.028
11	14	SM	RICKY STENHOUSE Jr	CILL	3708654	MAZDA MIATA	11	+28.460	31:44.750	2:48.763
12	12	SM	JEFFREY BRADY	DMV	318820	MIATA	11	+1:03.219	32:19.509	2:53.253
13	9	SM	JOHN BRANDBERG	LOL	204282	MAZDA MIATA	11	+1:24.356	32:40.646	2:55.274
14	78	SM	KRISTOPHER WUESTHOFF	MILW	360839	MAZDA MIATA	11	+1:36.901	32:53.191	2:56.816
15	88	SM	JAMES RANDALL	LOL	338044	MAZDA MIATA	11	+1:53.598	33:09.888	2:58.547
DNF	48	SM	STUART LEHR	DMV	208636	MAZDA MIATA	5	-	14:57.476	2:55.103
DNF	17	SM	ANTHONY COELLO	MILW	320656	MAZDA MIATA MX-5	1	-	2:54.608	2:49.693
DNS	28	SM	ROBERT HIEB	MILW	341741	MAZDA MIATA	0	-	----	----
SSB										
1	09	SSB	JACK D. TIPPENS	STL	135570	04 BMW Z4 2.5	11	-	31:07.107	2:47.887
2	42	SSB	LEE NIFFENEGGER	OHV	239362	HONDA CIVIC Si	11	+8.469	31:15.576	2:48.271
3	41	SSB	PATRICK JEFFORDS	MILW	85381	BMW Z4	11	+14.545	31:21.652	2:48.324
4	3	SSB	ROSS ANDREWS	DET	335240	00 CHEVY CAMARO	11	+28.724	31:35.831	2:49.364
5	68	SSB	DAVID BEDNARZ	DET	342032	99 MAZDA MIATA	11	+46.544	31:53.651	2:50.325
6	8	SSB	KEN FLORY	DET	205716	06 PONTIAC SOLSTICE	9	2 Laps	25:36.687	2:48.148
SSC										
1	43	SSC	PETE TAYLOR	DET	56668	HMINI COOPER S	11	-	31:41.226	2:49.401
2	32	SSC	RALPH A. PORTER	INDY	98876	04 MINI COOPER S	11	+6.707	31:47.933	2:50.991
3	06	SSC	JONATHAN START	WMR	345437	MAZDA 3	11	+7.021	31:48.247	2:50.938
DNF	59	SSC	GINO V. CARINI	MILW	3300871	MAZDA PROTEGE	4	-	12:40.890	3:01.413
T2										
1	98	T2	BILL BATEN	INDY	251504	CHEVY CAMARO	12	-	31:23.221	2:35.433
2	46	T2	MARK BODEN	CHI	266025	BMW M3	12	+12.838	31:36.059	2:36.309
3	99	T2	JASON HENDERSON	CINC	335835	NISSAN 350Z	12	+23.747	31:46.968	2:36.472
4	02	T2	GEORGE A. BISKUP	CHI	349452	DODGE SRT-4	12	+31.175	31:54.396	2:36.880

Margin of Victory	Avg. Speed	Best Lap Tm	Best Spd	Best Lap by
+6.220	93.498	2:31.749	94.894	[7] ED HOSNI

Printed: 7/25/2006 5:21:05 PM

Licensed to: SCCA Milwaukee Region

Chief of Timing & Scoring - Pete Klinger/Chris Langer/Jamie Kipp

Orbits 2

Milwaukee Region SCCA Sanction #06-N-33-P

www.amb-it.com

MYLAPS RESULTS ARE UNOFFICIAL

www.mylaps.com


Road America 4.0 miles

Page 2/2

Cat National Race SCCA Road America

Group 2 - FA, FC, FM

RA 4.000 Miles




No.	Class	Name	MakeModel	Color	Region	Mem#	Sponsor
2	FA	DAN COBB	SWIFT 014	OR/WHITE	CHI	236840	
3	FA	JERRY SZYKULSKI	RALT RT-41	RED	LOL	261091	ROTARY SYSTEMS
36	FA	MIKE BIANCARDI	SWIFT 014	BLU/WHT	CHI	340670	INJECT-IT.COM/CLC/R&D RACING
45	FA	BRIAN FRENCH	RALT RT-41	RD/BLU/YEL	MILW	195144	
54	FA	J.M. PAREDES	SWIFT 014	BLU/BLK	CHI	224294	INTERMED ONCOLOGY
58	FA	CHUCK LESSICK	VAN DIEMEN RF05	BLU/GRN	CILL	268833	ZAT GRAPHICS
61	FA	JEFF KOWALIK	SWIFT 008	BLACK/SILVER	MILW	216570	NORTHCENTRAL CONSTRUCTION
66	FA	JIM GUSTAFSON	SWIFT	YEL/BLU/RD	MILW	19682	VISUAL COMMUNICATIONS INC
92	FA	FABIO CASTELLANI	SWIFT 008	GRN/SLVR	CHI	171920	PRO ONE
93	FA	J.R. WALKER	SWIFT 014	BLK/RD	CHI	246971	PRO ONE MOTORSPORTS/J.R.WALKER
99	FA	CHARLES C. DUNCAN	SWIFT DB-4	RD/WHT	CHI	294179	CIRCLE D RACING/JNP SECURITIES LLC
02	FC	JOHN NORTOR JR	1999 MYGALE US 99	BLUE	MILW	274549	JJ'S PERFORMANCE CENTER
05	FC	JERRY SMITH	VAN DIEMEN RF02	BLU/BLK	CHI	317807	SMITH LeSUEUR RACING
7	FC	JIM VICTOR	VAN DIEMEN RF05	SLVR/RD	GTRV	164580	SMITH BARNEY
9	FC	GARY G. MCDERMOTT	94 VAN DIEMAN	R/W/B	MILW	332375	RICK BARTUSKA TONY TOMASI ART
15	FC	TONY SMITH	VAN DIEMEN RF99	WHT/GRN	MILW	250220	MAYVILLE GARDEN & LAWN LIME
25	FC	MIKE BEAUCHAMP	VAN DIEMEN	BLU	MILW	24021	EMP/STEWARTCOMPONENTS/SLICK EYEWEAR
28	FC	BOBBY CALDWELL	VD RF00	BLU/BLK	INDY	318879	
32	FC	KIRK KINDSTAFER	VAN DIEMEN RF00	BLU/SLVR	MILW	346716	ARMS UP MOTORSPORTS
39	FC	MICHAEL WETTSTEIN	VAN DIEMEN	WHT/BLU	MILW	238573	
41	FC	BRIAN BELARDI	VAN DIEMEN RF00	RD/BLK	MILW	284433	HOOSIERTIRE/DR.DAVE/LIBERTYMOTORSPT
43	FC	WALTER VOLLRATH	VAN DIEMEN RF01	GRN/GOLD	MILW	349106	POLAR WARE/GODSPEED RACING/STOCLTIG
59	FC	JOHN DICKMANN	VAN DIEMEN	YEL/BLK	MILW	338383	
73	FC	CHRIS CARLSON	VAN DIEMEN RF2000	BLU/YEL	LOL	299912	
75	FC	BRIAN THOMAS	TATUUS RC98	RED	CHI	294881	DAVIS ENGINEERING - MOTOICON
80	FC	STEVE THOMSON	VAN DIEMEN RF-02	YEL/BLK	LOL	41678	JUSTICE BROS-GILLUND ENTERPRISES
81	FC	NIKI COELLO	VAN DIEMEN RF01	BLK	MILW	284233	POUREDFOUNDATIONS.COM
88	FC	JUSTIN PRITCHARD	PIPER DFC-2006	RED	OVR	167840	ELITE ENGINES HOOSIER TYRE
1	FM	JUAN MARCHAND	95 STAR FM	BLUE/SILVER	WMR	329486	
5	FM	JOHN KRAMER	STAR MAZDA	SLVR/RD	CHI	338708	PRO ONE MOTORSPORTS
6	FM	MISHAEL ABBOTT	STAR MAZDA	BLK/PUR	FLA	2994045	MISHAEL ABBOTT COM/SKYLINE MANAGEME
10	FM	JASON VINKEMULDER	STAR MAZDA	WHT	WMCH	328278	VINKEMULDER FINANCIAL LLC
11	FM	JACK DE BRAAL	FORMULA MAZDA	GRN	MILW	144288	
17	FM	SCOTT RETTICH	FM	BLU/GRY	OHV	355725	KEIRN MOTORSPORTS ENTERPRISES
19	FM	JUSTIN ELDER	STAR MAZDA	BLK/SLVR	LOL	259510	
20	FM	JOHN ELDER	STAR MAZDA	SLVR/BLK	ARIZ	266027	ELDER BENNER RACING
21	FM	FREDERICK GUESNEAU	STAR MAZDA	WHT/BLU	MILW	343980	SHEBOYGAN CHEVROLET CHRYSLER
42	FM	MARK BROYLES	STAR MAZDA	BLK	CHI	281120	TOUCH OF COLOR
50	FM	RANDY WISEMAN	STAR MAZDA	BLU/SLVR	OHV	145968	KAMINSKY RACING
55	FM	ERIC FREIBERG	05 STAR MAZDA	GREEN/WHT	BHV	364819	ENTERPRISE-RENT-A-CAR CDE COLLISION
57	FM	NOEL SMITH	1998 MAZDA	RED/BLK	CHI	360639	
76	FM	ROBERT KAMINSKY	98 STAR MAZDA	YELLOW	CHI	137036	KAMINSKY RACING INC
77	FM	MARK COOMBS	FORMULA MAZDA	ORG	CHI	348871	PROP ONE MOTORSPORTS

Cat National Race SCCA Road America

Group 2 - FA, FC, FM

RA 4.000 Miles

COMBINED QUAILFYING G2 - OFFICIAL



Pos	No.	Class	Name	MakeModel	R1. Best Tm	R2. Best Tm	Overall BestTm
1	45	FA	BRIAN FRENCH	RALT RT-41	2:05.435	2:08.088	2:05.435
2	2	FA	DAN COBB	SWIFT 014	2:07.006	2:07.442	2:07.006
3	3	FA	JERRY SZYKULSKI	RALT RT-41	2:07.667	2:07.109	2:07.109
4	93	FA	J.R. WALKER	SWIFT 014	2:10.551	2:11.463	2:10.551
5	99	FA	CHARLES C. DUNCAN	SWIFT DB-4	2:12.167	2:14.160	2:12.167
6	61	FA	JEFF KOWALIK	SWIFT 008	2:12.384	2:12.296	2:12.296
7	81	FC	NIKI COELLO	VAN DIEMEN RF01	2:12.637	----	2:12.637
8	88	FC	JUSTIN PRITCHARD	PIPER DFC-2006	2:14.652	2:16.174	2:14.652
9	7	FC	JIM VICTOR	VAN DIEMEN RF05	2:16.787	2:14.888	2:14.888
10	92	FA	FABIO CASTELLANI	SWIFT 008	2:14.913	----	2:14.913
11	54	FA	J.M. PAREDES	SWIFT 014	2:14.918	2:16.745	2:14.918
12	75	FC	BRIAN DAVIS	TATUUS RC98	2:15.131	2:17.012	2:15.131
13	41	FC	BRIAN BELARDI	VAN DIEMEN RF00	2:15.386	2:16.308	2:15.386
14	66	FA	JIM GUSTAFSON	SWIFT	2:20.109	2:15.489	2:15.489
15	02	FC	JOHN NORTOR JR	1999 MYGALE US 99	2:15.572	2:16.591	2:15.572
16	32	FC	KIRK KINDSTAFER	VAN DIEMEN RF00	2:15.751	2:19.360	2:15.751
17	73	FC	CHRIS CARLSON	VAN DIEMEN RF2000	2:16.989	2:16.233	2:16.233
18	25	FC	MIKE BEAUCHAMP	VAN DIEMEN	2:16.936	2:16.949	2:16.936
19	10	FM	JASON VINKEMULDER	STAR MAZDA	2:17.588	----	2:17.588
20	58	FA	CHUCK LESSICK	VAN DIEMEN RF05	2:18.251	2:17.690	2:17.690
21	55	FM	ERIC FREIBERG	05 STAR MAZDA	2:17.741	2:18.384	2:17.741
22	76	FM	ROBERT KAMINSKY	98 STAR MAZDA	2:19.506	2:17.849	2:17.849
23	15	FC	TONY SMITH	VAN DIEMEN RF99	2:17.985	2:20.509	2:17.985
24	17	FM	SCOTT RETTICH	FM	2:18.075	2:18.122	2:18.075
25	39	FC	MICHAEL WETTSTEIN	VAN DIEMEN	2:52.299	2:18.611	2:18.611
26	05	FC	JERRY SMITH	VAN DIEMEN RF02	2:18.686	2:21.803	2:18.686
27	28	FC	BOBBY CALDWELL	VD RF00	2:21.294	2:18.876	2:18.876
28	6	FM	MISHAEL ABBOTT	STAR MAZDA	2:20.210	2:19.738	2:19.738
29	77	FM	MARK COOMBS	FORMULA MAZDA	2:20.249	2:21.825	2:20.249
30	50	FM	RANDY WISEMAN	STAR MAZDA	2:22.369	2:21.365	2:21.365
31	5	FM	JOHN KRAMER	STAR MAZDA	2:22.243	2:21.562	2:21.562
32	19	FM	JUSTIN ELDER	STAR MAZDA	2:21.574	2:23.207	2:21.574
33	1	FM	JUAN MARCHAND	95 STAR FM	2:22.913	2:21.637	2:21.637
34	43	FC	WALTER VOLLRATH	VAN DIEMEN RF01	2:22.032	2:27.157	2:22.032
35	42	FM	MARK BROYLES	STAR MAZDA	----	2:22.118	2:22.118
36	21	FM	FREDERICK GUESNEAU	STAR MAZDA	2:22.181	2:23.025	2:22.181
37	57	FM	NOEL SMITH	1998 MAZDA	2:24.340	2:23.041	2:23.041

Announcements

Official Grid was Split Start FA & FC in first group FM in second.

Name

Name


R1. Group 2 - FA, FC, FM - G2 Q1
 R2. Group 2 - FA, FC, FM - G2 Q2

Cat National Race SCCA Road America

Group 2 - FA, FC, FM

RA 4.000 Miles

COMBINED QUAILFYING G2 - OFFICIAL



Pos	No.	Class	Name	MakeModel	R1. Best Tm	R2. Best Tm	Overall BestTm
38	59	FC	JOHN DICKMANN	VAN DIEMEN	2:24.960	2:23.267	2:23.267
39	20	FM	JOHN ELDER	STAR MAZDA	2:23.381	2:23.281	2:23.281
40	80	FC	STEVE THOMSON	VAN DIEMEN RF-02	2:25.872	2:23.888	2:23.888
41	11	FM	JACK DE BRAAL	FORMULA MAZDA	2:28.446	2:24.612	2:24.612
42	9	FC	GARY G. MCDERMOTT	94 VAN DIEMAN	2:36.598	2:29.085	2:29.085
43	36	FA	MIKE BIANGARDI	SWIFT 014	----	----	----

Announcements

Official Grid was Split Start FA & FC in first group FM in second.

Name

Name

R1. Group 2 - FA, FC, FM - G2 Q1
R2. Group 2 - FA, FC, FM - G2 Q2

Cat National Race SCCA Road America

Sorted on Laps

Group 2 - FA, FC, FM

RA 4.000 Miles

G2 RACE - *** OFFICIAL ***

7/23/2006 10:39 AM

Race (12 Laps)



Pos	No.	Class	PIC Name	Laps	Diff	Total Tm	Best Tm	Sponsor
1	45	FA	1 BRIAN FRENCH	12	-	25:40.890	2:05.679	
2	3	FA	2 JERRY SZYKULSKI	12	+11.665	25:52.555	2:05.934	ROTARY SYSTEMS
3	61	FA	3 JEFF KOWALIK	12	+1:02.692	26:43.582	2:12.169	NORTHCENTRAL CONSTRUCTION
4	93	FA	4 J.R. WALKER	12	+1:03.647	26:44.537	2:12.195	PRO ONE MOTORSPORTS/J.R.WALKER
5	99	FA	5 CHARLES C. DUNCAN	12	+1:11.525	26:52.415	2:11.382	CIRCLE D RACING/JNP SECURITIES LLC
6	54	FA	6 J.M. PAREDES	12	+1:17.527	26:58.417	2:11.403	INTERMED ONCOLOGY
7	81	FC	1 NIKI COELLO	12	+1:27.274	27:08.164	2:13.225	POUREDFOUNDATIONS.COM
8	88	FC	2 JUSTIN PRITCHARD	12	+1:40.567	27:21.457	2:15.068	ELITE ENGINES HOOSIER TYRE
9	32	FC	3 KIRK KINDSTAFER	12	+1:51.741	27:32.631	2:15.282	ARMS UP MOTORSPORTS
10	73	FC	4 CHRIS CARLSON	12	+1:52.046	27:32.936	2:14.783	
11	02	FC	5 JOHN NORTON JR	12	+1:57.502	27:38.392	2:16.207	JJ'S PERFORMANCE CENTER
12	75	FC	6 BRIAN DAVIS	12	+2:07.110	27:48.000	2:15.272	DAVIS ENGINEERING - MOTOICON
13	25	FC	7 MIKE BEAUCHAMP	12	+2:08.531	27:49.421	2:16.899	EMP/STEWARTCOMPONENTS/SLICK EYEWEAR
14	7	FC	8 JIM VICTOR	12	+2:08.804	27:49.694	2:15.608	SMITH BARNEY
15	28	FC	9 BOBBY CALDWELL	11	1 Lap	25:50.468	2:18.550	
16	05	FC	10 JERRY SMITH	11	+15.518	26:05.986	2:19.927	SMITH LeSUEUR RACING
17	10	FM	1 JASON VINKEMULDER	11	+28.192	26:18.660	2:17.398	VINKEMULDER FINANCIAL LLC
18	17	FM	2 SCOTT RETTICH	11	+29.846	26:20.314	2:17.655	KEIRN MOTORSPORTS ENTERPRISES
19	43	FC	11 WALTER VOLLRATH	11	+37.803	26:28.271	2:21.088	POLAR WARE/GODSPEED RACING/STOCLTIG
20	59	FC	12 JOHN DICKMANN	11	+43.463	26:33.931	2:22.101	
21	76	FM	3 ROBERT KAMINSKY	11	+46.961	26:37.429	2:17.990	KAMINSKY RACING INC
22	6	FM	4 MISHAEL ABBOTT	11	+52.727	26:43.195	2:19.814	MISHAEL ABBOTT COM/SKYLINE MANAGEME
23	42	FM	5 MARK BROYLES	11	+59.276	26:49.744	2:19.337	TOUCH OF COLOR
24	50	FM	6 RANDY WISEMAN	11	+1:19.186	27:09.654	2:21.404	KAMINSKY RACING
25	1	FM	7 JUAN MARCHAND	11	+1:38.892	27:29.360	2:21.839	
26	21	FM	8 FREDERICK GUESNEAU	11	+1:47.252	27:37.720	2:23.052	SHEBOYGAN CHEVROLET CHRYSLER
27	20	FM	9 JOHN ELDER	11	+1:49.935	27:40.403	2:23.744	ELDER BENNER RACING
28	19	FM	10 JUSTIN ELDER	10	2 Laps	24:42.898	2:21.524	
29	11	FM	11 JACK DE BRAAL	10	+58.932	25:41.830	2:25.029	
30	77	FM	12 MARK COOMBS	10	+1:02.946	25:45.844	2:21.051	PROP ONE MOTORSPORTS
31	57	FM	13 NOEL SMITH	10	+1:20.129	26:03.027	2:22.822	
32	55	FM	14 ERIC FREIBERG	9	3 Laps	22:28.674	2:17.493	ENTERPRISE-RENT-A-CAR CDE COLLISION
33	66	FA	7 JIM GUSTAFSON	9	+4:18.958	26:47.632	2:15.331	VISUAL COMMUNICATIONS INC
34	9	FC	13 GARY G. MCDERMOTT	8	4 Laps	19:38.705	2:23.276	RICK BARTUSKA TONY TOMASI ART
35	39	FC	14 MICHAEL WETTSTEIN	6	6 Laps	13:56.574	2:17.252	
36	5	FM	15 JOHN KRAMER	6	+1:18.530	15:15.104	2:21.770	PRO ONE MOTORSPORTS
Not Classified								
DNF	58	FA	DNF CHUCK LESSICK	5	-	12:29.301	2:22.086	ZAT GRAPHICS
DNF	41	FC	DNF BRIAN BELARDI	0	-	----	----	HOOSIERTIRE/DR.DAVE/LIBERTYMOTORSPT
DNS	2	FA	DNS DAN COBB	0	-	----	----	
DNS	36	FA	DNS MIKE BIANGARDI	0	-	----	----	INJECT-IT.COM/CLC/R&D RACING
DNS	92	FA	DNS FABIO CASTELLANI	0	-	----	----	PRO ONE
DNS	15	FC	DNS TONY SMITH	0	-	----	----	MAYVILLE GARDEN & LAWN LIME
DNS	80	FC	DNS STEVE THOMSON	0	-	----	----	JUSTICE BROS-GILLUND ENTERPRISES

Announcements

New Track Record (2:13.225) for FC by NIKI COELLO.

Margin of Victory	Avg. Speed	Best Lap Tm	Best Spd	Best Lap by
+11.665	112.143	2:05.679	114.578	[45] BRIAN FRENCH

Printed: 7/25/2006 4:48:00 PM

Licensed to: SCCA Milwaukee Region

Chief of Timing & Scoring - Pete Klinger/Chris Langer/Jamie Kipp

Orbits 2

Milwaukee Region SCCA Sanction #06-N-33-P

www.amb-it.com

MYLAPS RESULTS ARE UNOFFICIAL

www.mylaps.com

Road America 4.0 miles

Cat National Race SCCA Road America

Lapchart


Group 2 - FA, FC, FM

RA 4.000 Miles

G2 RACE - *** OFFICIAL ***

7/23/2006 10:39 AM

Race (12 Laps)



Competitors	Laps												
	0	1	2	3	4	5	6	7	8	9	10	11	12
JERRY SZYKULSKI (3)	1	3	45	45	45	45	45	45	45	45	45	45	45
BRIAN FRENCH (45)	2	45	3	3	3	3	3	3	3	3	3	3	3
J.R. WALKER (93)	3	93	93	93	61	61	61	61	61	61	61	61	61
JEFF KOWALIK (61)	4	61	61	61	93	93	93	93	93	93	93	93	93
CHARLES C. DUNCAN (99)	5	99	81	81	99	99	99	99	99	99	99	99	99
NIKI COELLO (81)	6	81	99	99	81	81	81	81	81	81	81	54	54
JUSTIN PRITCHARD (88)	7	88	88	88	54	54	54	54	54	54	81	81	81
JIM VICTOR (7)	8	7	7	7	88	88	88	88	88	88	88	88	88
J.M. PAREDES (54)	9	54	75	54	7	7	7	7	73	73	73	73	32
BRIAN DAVIS (75)	10	75	32	32	32	32	32	73	32	32	32	32	73
JOHN NORTOR JR (02)	11	02	73	73	73	73	32	7	02	02	02	02	02
KIRK KINDSTAFER (32)	12	32	54	02	02	02	02	02	7	7	7	7	75
CHRIS CARLSON (73)	13	73	02	39	39	39	39	75	75	75	75	75	25
MIKE BEAUCHAMP (25)	14	25	39	25	25	25	75	39	25	25	25	25	7
MICHAEL WETTSTEIN (39)	15	39	25	75	75	75	25	25	28	28	28	28	28
CHUCK LESSICK (58)	16	58	58	58	05	05	28	28	05	05	05	05	05
BOBBY CALDWELL (28)	17	28	28	05	58	28	05	05	43	10	10	10	10
JERRY SMITH (05)	18	05	05	28	28	58	43	43	59	43	17	17	17
WALTER VOLLRATH (43)	19	43	43	43	43	43	59	59	10	59	43	43	43
JOHN DICKMANN (59)	20	59	59	59	59	59	9	9	55	55	59	59	59
GARY G. MCDERMOTT (9)	21	9	9	9	9	9	10	10	17	17	76	76	76
JASON VINKEMULDER (10)	22	10	10	10	10	10	58	55	9	76	6	6	6
ERIC FREIBERG (55)	23	55	55	55	55	55	55	17	76	9	42	42	42
SCOTT RETTICH (17)	24	17	17	17	17	17	17	76	6	6	50	50	50
ROBERT KAMINSKY (76)	25	76	76	76	76	76	76	6	42	42	19	19	1
MISHAEL ABBOTT (6)	26	6	6	6	6	6	6	42	50	50	55	1	21
MARK COOMBS (77)	27	77	77	77	42	42	42	50	19	19	1	21	20
RANDY WISEMAN (50)	28	50	50	50	50	77	50	19	1	1	21	20	20
JUSTIN ELDER (19)	29	19	42	42	77	50	19	5	21	21	20	11	11
JOHN KRAMER (5)	30	5	19	19	19	19	5	1	57	57	11	77	77

Printed: 7/25/2006 5:00:43 PM

Licensed to: SCCA Milwaukee Region

Chief of Timing & Scoring - Pete Klinger/Chris Langer/Jamie Kipp

Orbits 2

Milwaukee Region SCCA Sanction #06-N-33-P

www.amb-it.com

MYLAPS RESULTS ARE UNOFFICIAL

www.mylaps.com

Road America 4.0 miles

Cat National Race SCCA Road America

Sorted on Laps

Group 2 - FA, FC, FM

RA 4.000 Miles

G2 RACE - *** OFFICIAL ***

7/23/2006 10:39 AM

Race (12 Laps)

Pos	No.	Class	Name	Region	Mem#	MakeModel	Laps	Diff	Total Tm	Best Tm
FA										
1	45	FA	BRIAN FRENCH	MILW	195144	RALT RT-41	12	-	25:40.890	2:05.679
2	3	FA	JERRY SZYKULSKI	LOL	261091	RALT RT-41	12	+11.665	25:52.555	2:05.934
3	61	FA	JEFF KOWALIK	MILW	216570	SWIFT 008	12	+1:02.692	26:43.582	2:12.169
4	93	FA	J.R. WALKER	CHI	246971	SWIFT 014	12	+1:03.647	26:44.537	2:12.195
5	99	FA	CHARLES C. DUNCAN	CHI	294179	SWIFT DB-4	12	+1:11.525	26:52.415	2:11.382
6	54	FA	J.M. PAREDES	CHI	224294	SWIFT 014	12	+1:17.527	26:58.417	2:11.403
7	66	FA	JIM GUSTAFSON	MILW	19682	SWIFT	9	3 Laps	26:47.632	2:15.331
DNF	58	FA	CHUCK LESSICK	CILL	268833	VAN DIEMEN RF05	5	-	12:29.301	2:22.086
DNS	2	FA	DAN COBB	CHI	236840	SWIFT 014	0	-	----	----
DNS	36	FA	MIKE BIANCARDI	CHI	340670	SWIFT 014	0	-	----	----
DNS	92	FA	FABIO CASTELLANI	CHI	171920	SWIFT 008	0	-	----	----
FC										
1	81	FC	NIKI COELLO	MILW	284233	VAN DIEMEN RF01	12	-	27:08.164	2:13.225
2	88	FC	JUSTIN PRITCHARD	OVR	167840	PIPER DFC-2006	12	+13.293	27:21.457	2:15.068
3	32	FC	KIRK KINDSTAFER	MILW	346716	VAN DIEMEN RF00	12	+24.467	27:32.631	2:15.282
4	73	FC	CHRIS CARLSON	LOL	299912	VAN DIEMEN RF2000	12	+24.772	27:32.936	2:14.783
5	02	FC	JOHN NORTOR JR	MILW	274549	1999 MYGALE US 99	12	+30.228	27:38.392	2:16.207
6	75	FC	BRIAN DAVIS	CHI	294881	TATUUS RC98	12	+39.836	27:48.000	2:15.272
7	25	FC	MIKE BEAUCHAMP	MILW	24021	VAN DIEMEN	12	+41.257	27:49.421	2:16.899
8	7	FC	JIM VICTOR	GTRV	164580	VAN DIEMEN RF05	12	+41.530	27:49.694	2:15.608
9	28	FC	BOBBY CALDWELL	INDY	318879	VD RF00	11	1 Lap	25:50.468	2:18.550
10	05	FC	JERRY SMITH	CHI	317807	VAN DIEMEN RF02	11	+15.518	26:05.986	2:19.927
11	43	FC	WALTER VOLLRATH	MILW	349106	VAN DIEMEN RF01	11	+37.803	26:28.271	2:21.088
12	59	FC	JOHN DICKMANN	MILW	338383	VAN DIEMEN	11	+43.463	26:33.931	2:22.101
13	9	FC	GARY G. MCDERMOTT	MILW	332375	94 VAN DIEMAN	8	4 Laps	19:38.705	2:23.276
14	39	FC	MICHAEL WETTSTEIN	MILW	238573	VAN DIEMEN	6	6 Laps	13:56.574	2:17.252
DNF	41	FC	BRIAN BELARDI	MILW	284433	VAN DIEMEN RF00	0	-	----	----
DNS	15	FC	TONY SMITH	MILW	250220	VAN DIEMEN RF99	0	-	----	----
DNS	80	FC	STEVE THOMSON	LOL	41678	VAN DIEMEN RF-02	0	-	----	----
FM										
1	10	FM	JASON VINKEMULDER	WMCH	328278	STAR MAZDA	11	-	26:18.660	2:17.398
2	17	FM	SCOTT RETTICH	OHV	355725	FM	11	+1.654	26:20.314	2:17.655
3	76	FM	ROBERT KAMINSKY	CHI	137036	98 STAR MAZDA	11	+18.769	26:37.429	2:17.990
4	6	FM	MISHAEL ABBOTT	FLA	2994045	STAR MAZDA	11	+24.535	26:43.195	2:19.814
5	42	FM	MARK BROYLES	CHI	281120	STAR MAZDA	11	+31.084	26:49.744	2:19.337
6	50	FM	RANDY WISEMAN	OHV	145968	STAR MAZDA	11	+50.994	27:09.654	2:21.404
7	1	FM	JUAN MARCHAND	WMR	329486	95 STAR FM	11	+1:10.700	27:29.360	2:21.839
8	21	FM	FREDERICK GUESNEAU	MILW	343980	STAR MAZDA	11	+1:19.060	27:37.720	2:23.052
9	20	FM	JOHN ELDER	ARIZ	266027	STAR MAZDA	11	+1:21.743	27:40.403	2:23.744
10	19	FM	JUSTIN ELDER	LOL	259510	STAR MAZDA	10	1 Lap	24:42.898	2:21.524
11	11	FM	JACK DE BRAAL	MILW	144288	FORMULA MAZDA	10	+58.932	25:41.830	2:25.029
12	77	FM	MARK COOMBS	CHI	348871	FORMULA MAZDA	10	+1:02.946	25:45.844	2:21.051
13	57	FM	NOEL SMITH	CHI	360639	1998 MAZDA	10	+1:20.129	26:03.027	2:22.822
14	55	FM	ERIC FREIBERG	BHV	364819	05 STAR MAZDA	9	2 Laps	22:28.674	2:17.493
15	5	FM	JOHN KRAMER	CHI	338708	STAR MAZDA	6	5 Laps	15:15.104	2:21.770

Margin of Victory	Avg. Speed	Best Lap Tm	Best Spd	Best Lap by
+11.665	112.143	2:05.679	114.578	[45] BRIAN FRENCH

Printed: 7/25/2006 5:24:15 PM

Licensed to: SCCA Milwaukee Region

Chief of Timing & Scoring - Pete Klinger/Chris Langer/Jamie Kipp

Orbits 2

Milwaukee Region SCCA Sanction #06-N-33-P

www.amb-it.com

MYLAPS RESULTS ARE UNOFFICIAL


www.mylaps.com

Road America 4.0 miles

Cat National Race SCCA Road America

Group 3 - FF, FV, F500

RA 4.000 Miles




No.	Class	Name	MakeModel	Color	Region	Mem#	Sponsor
0	F500	BOB GIESEN	RED DEVIL/LD04	YEL	MILW	84425	SUBWAY SANDWICHES
1	F500	TOM BARTZ	RED DEVIL	RED	MILW	105156	SUBWAY SANDWICHES/BIKE&SKI/SKY BOX
03	F500	DARREL GREENING	RED DEVIL BR-MMV	WHT	MILW	191044	PRO MOTORSPORTS
17	F500	PHIL GREEN	RED DEVIL T2001	YEL	WMCH	258670	LAKE EFFECT MOTORSPORTS
28	F500	WILLIAM B. COBB	CNB MILTON BANANA	WHT/YEL	STL	254308	
41	F500	MIKE BYMASTER	SCORPION M1	BLACK	NEOK	272847	
43	F500	AARON W. ELLIS	RED DEVIL AE03	WHT/RD	INDY	192171	GOODYEAR/VALVOLINE/SIMPSON
44	F500	HERB NOBLE	KBS	PURPLE	IOWA	149850	MARION TIRE
71	F500	CHARLIE SCHLISMANN	RED DEVIL	ORG	STL	286132	TSI/NEARLY NAKED RACING
77	F500	PETE ZAK	RED DEVIL T2K	RED	MILW	351710	MY WIFE AND KIDS
99	F500	GREG OLSON	RED DEVIL	ORG	MILW	289886	OLSONS OUTDOOR POWER
7	FF	MICHAEL KOLTHOFF	SWIFT DB-6	WHT/BLU	CINC	92870	APG OFFICE FURNISHINGS/TO DOGS/71
9	FF	MARK DAVISON	DB-1	RED	DET	24571	RAPID SOLUTIONS
11	FF	CLIFF DRAKE	SWIFT SE3	BLK	MILW	44796	
20	FF	RUSSEL J. RUEDISUELI	VAN DIEMEN RF99	YEL/GRY	DET	117985	
25	FF	TIMOTHY WISE	SWIFT DB6	WHT	CHI	327927	STOPTECH/GOODYEAR/LEISURE HOUND
47	FF	JOHN LUXON	PIPER DF-2	BLK	CHI	271662	LUXON PRINTING/SF
82	FF	JIM ROBERTS	SWIFT DB-6	BLK/SLVR	BHV	127623	ROBRTS ENTERPRISES/ANDRESEN ENG
83	FF	JOHN VLASIS	PIPER JV	RED	MILW	72154	BRITISH AUTO SERVICE LLC
88	FF	TIM KAUTZ	PIPER DF2D	BLUE	CHI	324307	EUROQUIPE TWO DOGG BOYCE BODY
2	FV	JIMMY DZIEWIOR	CITATION/SPEEDSPORT	BLK	CHI	309346	CHICAGO REFURBISHMENT/VEETECH/LRE
02	FV	BERNIE SCHATZ	CITATION M8D	ORG	CHI	228187	SCHATZ&ASSOC/RYDERGTP/LRE/BRD/QUEEN
3	FV	SAMMY PULEO	LAZER MK2.5	YEL/BLU	CHI	289873	LRE/VEETECH/FLYING SQUIRRL
5	FV	RON WHITSTON	PROTOFORM	YEL	MILW	33931	SUBWAY/GOODYEAR
12	FV	VIC RICHLER	PROTOFORM P-3	BLUE	SBND	226141	
14	FV	MICHAEL SALTENBERGER	CITATION	BLK	CHI	298818	VEETECH
21	FV	BILL STYCZYNSKI	CITATION 84V	TEAL	CHI	66869	STYCZYNSKI WALKER ARCHITECTS/LUTRON
31	FV	JIM RYDER	RETRIEVER R-31D	ORG/BLK	BHV	257797	LRE/THE RETRIEVER RANCH
46	FV	CHRIS JENNERJAHN	MYSTERIAN	RED/YEL/BLK	INDY	264694-01	
48	FV	BRIAN JENNERJAHN	CITATION	BLK/RED	INDY	61450	JENNERJAHN MACHINE ING
63	FV	MICHAEL VRCHOTA	VORTECH	YELLOW	DMV	86501	MT VEE RACING/LRE/BRP/GOODYEAR
65	FV	MICHAEL VARACINS	SPEEDSPORT AM-5	RED	CHI	223366	SPEEDSPORT ENGINEERING/VEETECH
81	FV	JOE BERTOLUCCI	SPEEDSPORT	BLU/YEL	INNW	194240	A.J.RACING
91	FV	MIKE BEAUMIA	LAZER MK2B	WHT/RED	MILW	79226	BRP/LRE/NOBLE/GOODYEAR/CAMPBELL M
97	FV	NICK MAURUS	CITATION 92V	BLK/BLU	CHI	336805	PROBE

Cat National Race SCCA Road America

Group 3 - FF, FV, F500

RA 4.000 Miles

COMBINED QUALIFYING G3 - OFFICIAL



Pos	No.	Class	Name	MakeModel	R1. Best Tm	R2. Best Tm	Overall BestTm
1	20	FF	RUSSEL J. RUEDISUELI	VAN DIEMEN RF99	2:26.775	2:24.275	2:24.275
2	7	FF	MICHAEL KOLTHOFF	SWIFT DB-6	2:25.883	2:24.821	2:24.821
3	82	FF	JIM ROBERTS	SWIFT DB-6	2:26.998	2:25.142	2:25.142
4	0	F500	BOB GIESEN	RED DEVIL/LD04	2:26.759	2:26.720	2:26.720
5	88	FF	TIM KAUTZ	PIPER DF2D	2:29.443	2:27.046	2:27.046
6	43	F500	AARON W. ELLIS	RED DEVIL AE03	2:28.918	2:27.263	2:27.263
7	25	FF	TIMOTHY WISE	SWIFT DB6	2:29.588	2:28.972	2:28.972
8	41	F500	MIKE BYMASTER	SCORPION M1	2:29.550	2:30.027	2:29.550
9	83	FF	JOHN VLASIS	PIPER JV	2:34.016	2:30.030	2:30.030
10	17	F500	PHIL GREEN	RED DEVIL T2001	2:31.492	2:33.601	2:31.492
11	47	FF	JOHN LUXON	PIPER DF-2	2:31.909	2:31.760	2:31.760
12	1	F500	TOM BARTZ	RED DEVIL	2:32.011	2:38.281	2:32.011
13	99	F500	GREG OLSON	RED DEVIL	2:34.094	2:35.505	2:34.094
14	28	F500	WILLIAM B. COBB	CNB MILTON BANANA	2:37.819	2:35.020	2:35.020
15	44	F500	HERB NOBLE	KBS	2:35.251	2:43.163	2:35.251
16	11	FF	CLIFF DRAKE	SWIFT SE3	2:35.441	2:36.445	2:35.441
17	03	F500	DARREL GREENING	RED DEVIL BR-MMV	2:37.227	2:36.734	2:36.734
18	65	FV	MICHAEL VARACINS	SPEEDSPORT AM-5	2:42.921	2:44.035	2:42.921
19	21	FV	BILL STYCZYNSKI	CITATION 84V	2:46.158	2:44.527	2:44.527
20	91	FV	MIKE BEAUMIA	LAZER MK2B	2:46.810	2:45.610	2:45.610
21	5	FV	RON WHITSTON	PROTOFORM	2:46.079	2:46.323	2:46.079
22	46	FV	CHRIS JENNERJAHN	MYSTERIAN	2:47.591	2:46.300	2:46.300
23	48	FV	BRIAN JENNERJAHN	CITATION	2:47.594	2:47.040	2:47.040
24	3	FV	SAMMY PULEO	LAZER MK2.5	2:47.210	2:49.448	2:47.210
25	31	FV	JIM RYDER	RETRIEVER R-31D	2:48.574	2:47.516	2:47.516
26	14	FV	MICHAEL SALTENBERGER	CITATION	2:48.260	2:47.801	2:47.801
27	97	FV	NICK MAURUS	CITATION 92V	2:48.038	2:47.891	2:47.891
28	63	FV	MICHAEL VRCHOTA	VORTECH	2:49.352	2:47.989	2:47.989
29	77	F500	PETE ZAK	RED DEVIL T2K	2:51.006	2:48.713	2:48.713
30	81	FV	JOE BERTOLUCCI	SPEEDSPORT	2:48.957	2:49.590	2:48.957
31	02	FV	BERNIE SCHATZ	CITATION M8D	2:51.501	2:52.585	2:51.501
32	2	FV	JIMMY DZIEWIOR	CITATION/SPEEDSPORT	2:52.450	3:03.807	2:52.450
33	12	FV	VIC RICHLER	PROTOFORM P-3	3:03.442	2:53.741	2:53.741
34	71	F500	CHARLIE SCHLISMANN	RED DEVIL	----	----	----
35	9	FF	MARK DAVISON	DB-1	----	----	----

Name

Name

R1. Group 3 - FF, FV, F500 - G3 Q1
 R2. Group 3 - FF, FV, F500 - G3 Q2

Cat National Race SCCA Road America

Sorted on Laps

Group 3 - FF, FV, F500

RA 4.000 Miles

G3 RACE - *** OFFICIAL ***

7/23/2006 11:28 AM

Race (12 Laps)

Pos	No.	Class	PIC Name	Laps	Diff	Total Tm	Best Tm	Sponsor
1	20	FF	1 RUSSEL J. RUEDISUELI	12	-	29:22.292	2:24.795	
2	82	FF	2 JIM ROBERTS	12	+8.689	29:30.981	2:25.112	ROBRTS ENTERPRISES/ANDRESEN ENG
3	7	FF	3 MICHAEL KOLTHOFF	12	+8.728	29:31.020	2:25.444	APG OFFICE FURNISHINGS/TO DOGS/71
4	0	F500	1 BOB GIESEN	12	+9.598	29:31.890	2:25.725	SUBWAY SANDWICHES
5	88	FF	4 TIM KAUTZ	12	+28.353	29:50.645	2:26.509	EUROQUIPE TWO DOGG BOYCE BODY
6	43	F500	2 AARON W. ELLIS	12	+37.977	30:00.269	2:28.197	GOODYEAR/VALVOLINE/SIMPSON
7	41	F500	3 MIKE BYMASTER	12	+1:02.318	30:24.610	2:29.753	
8	25	FF	5 TIMOTHY WISE	12	+1:04.784	30:27.076	2:28.356	STOPTECH/GOODYEAR/LEISURE HOUND
9	83	FF	6 JOHN VLASIS	12	+1:18.450	30:40.742	2:30.533	BRITISH AUTO SERVICE LLC
10	47	FF	7 JOHN LUXON	12	+1:19.660	30:41.952	2:30.316	LUXON PRINTING/SF
11	1	F500	4 TOM BARTZ	12	+1:33.773	30:56.065	2:32.715	SUBWAY SANDWICHES/BIKE&SKI/SKY BOX
12	99	F500	5 GREG OLSON	12	+1:34.183	30:56.475	2:31.882	OLSONS OUTDOOR POWER
13	28	F500	6 WILLIAM B. COBB	12	+1:53.029	31:15.321	2:34.472	
14	03	F500	7 DARREL GREENING	12	+1:53.033	31:15.325	2:34.282	PRO MOTORSPORTS
15	17	F500	8 PHIL GREEN	12	+2:09.523	31:31.815	2:35.212	LAKE EFFECT MOTORSPORTS
16	44	F500	9 HERB NOBLE	11	1 Lap	28:25.425	2:32.642	MARION TIRE
17	11	FF	8 CLIFF DRAKE	11	+53.714	29:19.139	2:35.300	
18	65	FV	1 MICHAEL VARACINS	11	+1:52.389	30:17.814	2:44.012	SPEEDSPORT ENGINEERING/VEETECH
19	21	FV	2 BILL STYCZYNSKI	11	+1:58.786	30:24.211	2:44.082	STYCZYNSKI WALKER ARCHITECTS/LUTRON
20	46	FV	3 CHRIS JENNERJAHN	11	+1:59.696	30:25.121	2:44.393	
21	91	FV	4 MIKE BEAUMIA	11	+2:19.208	30:44.633	2:46.178	BRP/LRE/NOBLE/GOODYEAR/CAMPBELL M
22	63	FV	5 MICHAEL VRCHOTA	11	+2:31.842	30:57.267	2:47.001	MT VEE RACING/LRE/BRP/GOODYEAR
23	5	FV	6 RON WHITSTON	11	+2:32.226	30:57.651	2:46.671	SUBWAY/GOODYEAR
24	31	FV	7 JIM RYDER	11	+2:32.320	30:57.745	2:46.793	LRE/THE RETREIVER RANCH
25	81	FV	8 JOE BERTOLUCCI	11	+2:45.061	31:10.486	2:47.609	A.J.RACING
26	14	FV	9 MICHAEL SALTENBERGER	11	+2:45.204	31:10.629	2:48.280	VEETECH
27	97	FV	10 NICK MAURUS	11	+2:45.228	31:10.653	2:47.537	PROBE
28	77	F500	10 PETE ZAK	11	+3:10.961	31:36.386	2:48.997	MY WIFE AND KIDS
29	12	FV	11 VIC RICHLER	11	+3:32.093	31:57.518	2:50.693	
30	02	FV	12 BERNIE SCHATZ	11	+3:32.361	31:57.786	2:51.771	SCHATZ&ASSOC/RYDERGTP/LRE/BRD/QUEEN
31	2	FV	13 JIMMY DZIEWIOR	11	+3:42.403	32:07.828	2:49.783	CHICAGO REFURBISHMENT/VEETECH/LRE
32	3	FV	14 SAMMY PULEO	8	4 Laps	22:34.775	2:46.674	LRE/VEETECH/FLYING SQUIRRL
33	48	FV	15 BRIAN JENNERJAHN	8	+40.237	23:15.012	2:47.397	JENNERJAHN MACHINE ING
Not Classified								
DNS	71	F500	DNS CHARLIE SCHLISMANN	0	-	----	----	TSI/NEARLY NAKED RACING
DNS	9	FF	DNS MARK DAVISON	0	-	----	----	RAPID SOLUTIONS

Announcements

New Track Record (2:25.725) for F500 by BOB GIESEN.

Margin of Victory	Avg. Speed	Best Lap Tm	Best Spd	Best Lap by
+8.689	98.054	2:24.795	99.451	[20] RUSSEL J. RUEDISUELI

Printed: 7/25/2006 4:50:06 PM

Licensed to: SCCA Milwaukee Region

Chief of Timing & Scoring - Pete Klinger/Chris Langer/Jamie Kipp

Orbits 2

Milwaukee Region SCCA Sanction #06-N-33-P

www.amb-it.com

MYLAPS RESULTS ARE UNOFFICIAL

www.mylaps.com

Road America 4.0 miles

Cat National Race SCCA Road America

Lapchart


Group 3 - FF, FV, F500

RA 4.000 Miles

G3 RACE - *** OFFICIAL ***

7/23/2006 11:28 AM

Race (12 Laps)



Competitors	Laps												
	0	1	2	3	4	5	6	7	8	9	10	11	12
RUSSEL J. RUEDISUELI (20)	1	20	20	20	20	20	20	20	20	20	20	20	20
MICHAEL KOLTHOFF (7)	2	7	0	0	7	7	7	7	82	82	82	82	82
BOB GIESEN (0)	3	0	7	7	88	88	0	82	7	7	7	7	7
JIM ROBERTS (82)	4	82	88	88	0	0	82	0	0	0	0	0	0
MIKE BYMASTER (41)	5	41	41	82	82	82	88	88	88	88	88	88	88
AARON W. ELLIS (43)	6	43	82	41	43	43	43	43	43	43	43	43	43
TIM KAUTZ (88)	7	88	43	43	41	41	41	41	41	41	41	41	41
TIMOTHY WISE (25)	8	25	1	25	47	83	47	47	25	25	25	25	25
PHIL GREEN (17)	9	17	83	83	83	47	83	83	47	47	83	83	83
TOM BARTZ (1)	10	1	25	47	1	1	1	25	83	83	47	47	47
JOHN LUXON (47)	11	47	47	1	25	25	25	1	1	1	1	99	1
JOHN VLASIS (83)	12	83	44	99	44	44	44	99	44	99	99	99	1
GREG OLSON (99)	13	99	99	44	99	99	99	44	99	44	44	44	28
WILLIAM B. COBB (28)	14	28	17	03	28	28	28	03	28	03	03	03	03
HERB NOBLE (44)	15	44	03	28	03	03	03	28	03	28	28	28	17
DARREL GREENING (03)	16	03	28	17	17	17	17	17	17	17	17	17	17
CLIFF DRAKE (11)	17	11	65	11	11	11	11	11	11	11	11	11	11
MICHAEL VARACINS (65)	18	65	11	65	65	65	65	65	65	65	65	65	65
MIKE BEAUMIA (91)	19	91	91	21	21	21	46	46	21	21	21	21	21
BILL STYCZYNSKI (21)	20	21	21	46	46	46	21	21	46	46	46	46	46
RON WHITSTON (5)	21	5	46	91	91	91	91	91	91	91	91	91	91
CHRIS JENNERJAHN (46)	22	46	48	48	5	63	5	48	63	63	63	63	63
SAMMY PULEO (3)	23	3	5	5	48	5	63	63	48	5	5	5	5
BRIAN JENNERJAHN (48)	24	48	31	63	63	48	48	3	5	3	31	31	31
JIM RYDER (31)	25	31	3	31	3	3	3	31	3	31	81	81	81
MICHAEL SALTENBERGER (14)	26	14	63	3	31	31	31	5	31	97	97	97	14
MICHAEL VRCHOTA (63)	27	63	14	14	14	14	14	81	97	14	14	14	97
NICK MAURUS (97)	28	97	97	97	81	81	97	14	14	81	77	77	77
PETE ZAK (77)	29	77	81	81	97	97	81	97	81	77	02	12	12
JOE BERTOLUCCI (81)	30	81	2	02	77	77	77	77	77	48	12	02	02

Printed: 7/25/2006 4:59:57 PM

Licensed to: SCCA Milwaukee Region

Chief of Timing & Scoring - Pete Klinger/Chris Langer/Jamie Kipp

Orbits 2

Milwaukee Region SCCA Sanction #06-N-33-P

www.amb-it.com

MYLAPS RESULTS ARE UNOFFICIAL

www.mylaps.com

Road America 4.0 miles

Cat National Race SCCA Road America

Sorted on Laps

Group 3 - FF, FV, F500

RA 4.000 Miles

G3 RACE - *** OFFICIAL ***

7/23/2006 11:28 AM

Race (12 Laps)

Pos	No. Class	Name	Region	Mem#	MakeModel	Laps	Diff	Total Tm	Best Tm
F500									
1	0 F500	BOB GIESEN	MILW	84425	RED DEVIL/LD04	12	-	29:31.890	2:25.725
2	43 F500	AARON W. ELLIS	INDY	192171	RED DEVIL AE03	12	+28.379	30:00.269	2:28.197
3	41 F500	MIKE BYMASTER	NEOK	272847	SCORPION M1	12	+52.720	30:24.610	2:29.753
4	1 F500	TOM BARTZ	MILW	105156	RED DEVIL	12	+1:24.175	30:56.065	2:32.715
5	99 F500	GREG OLSON	MILW	289886	RED DEVIL	12	+1:24.585	30:56.475	2:31.882
6	28 F500	WILLIAM B. COBB	STL	254308	CNB MILTON BANANA	12	+1:43.431	31:15.321	2:34.472
7	03 F500	DARREL GREENING	MILW	191044	RED DEVIL BR-MMV	12	+1:43.435	31:15.325	2:34.282
8	17 F500	PHIL GREEN	WMCH	258670	RED DEVIL T2001	12	+1:59.925	31:31.815	2:35.212
9	44 F500	HERB NOBLE	IOWA	149850	KBS	11	1 Lap	28:25.425	2:32.642
10	77 F500	PETE ZAK	MILW	351710	RED DEVIL T2K	11	+3:10.961	31:36.386	2:48.997
DNS	71 F500	CHARLIE SCHLISMANN	STL	286132	RED DEVIL	0	-	----	----
FF									
1	20 FF	RUSSEL J. RUEDISUELI	DET	117985	VAN DIEMEN RF99	12	-	29:22.292	2:24.795
2	82 FF	JIM ROBERTS	BHV	127623	SWIFT DB-6	12	+8.689	29:30.981	2:25.112
3	7 FF	MICHAEL KOLTHOFF	CINC	92870	SWIFT DB-6	12	+8.728	29:31.020	2:25.444
4	88 FF	TIM KAUTZ	CHI	324307	PIPER DF2D	12	+28.353	29:50.645	2:26.509
5	25 FF	TIMOTHY WISE	CHI	327927	SWIFT DB6	12	+1:04.784	30:27.076	2:28.356
6	83 FF	JOHN VLASIS	MILW	72154	PIPER JV	12	+1:18.450	30:40.742	2:30.533
7	47 FF	JOHN LUXON	CHI	271662	PIPER DF-2	12	+1:19.660	30:41.952	2:30.316
8	11 FF	CLIFF DRAKE	MILW	44796	SWIFT SE3	11	1 Lap	29:19.139	2:35.300
DNS	9 FF	MARK DAIVSON	DET	24571	DB-1	0	-	----	----
FV									
1	65 FV	MICHAEL VARACINS	CHI	223366	SPEEDSPORT AM-5	11	-	30:17.814	2:44.012
2	21 FV	BILL STYCZYNSKI	CHI	66869	CITATION 84V	11	+6.397	30:24.211	2:44.082
3	46 FV	CHRIS JENNERJAHN	INDY	264694-0	MYSTERIAN	11	+7.307	30:25.121	2:44.393
4	91 FV	MIKE BEAUMIA	MILW	79226	LAZER MK2B	11	+26.819	30:44.633	2:46.178
5	63 FV	MICHAEL VRCHOTA	DMV	86501	VORTECH	11	+39.453	30:57.267	2:47.001
6	5 FV	RON WHITSTON	MILW	33931	PROTOFORM	11	+39.837	30:57.651	2:46.671
7	31 FV	JIM RYDER	BHV	257797	RETREIVER R-31D	11	+39.931	30:57.745	2:46.793
8	81 FV	JOE BERTOLUCCI	INNWX	194240	SPEEDSPORT	11	+52.672	31:10.486	2:47.609
9	14 FV	MICHAEL SALTENBERGER	CHI	298818	CITATION	11	+52.815	31:10.629	2:48.280
10	97 FV	NICK MAURUS	CHI	336805	CITATION 92V	11	+52.839	31:10.653	2:47.537
11	12 FV	VIC RICHLER	SBND	226141	PROTOFORM P-3	11	+1:39.704	31:57.518	2:50.693
12	02 FV	BERNIE SCHATZ	CHI	228187	CITATION M8D	11	+1:39.972	31:57.786	2:51.771
13	2 FV	JIMMY DZIEWIOR	CHI	309346	CITATION/SPEEDSPORT	11	+1:50.014	32:07.828	2:49.783
14	3 FV	SAMMY PULEO	CHI	289873	LAZER MK2.5	8	3 Laps	22:34.775	2:46.674
15	48 FV	BRIAN JENNERJAHN	INDY	61450	CITATION	8	+40.237	23:15.012	2:47.397

Margin of Victory	Avg. Speed	Best Lap Tm	Best Spd	Best Lap by
+8.689	98.054	2:24.795	99.451	[20] RUSSEL J. RUEDISUELI

Printed: 7/25/2006 5:24:49 PM

Licensed to: SCCA Milwaukee Region

Chief of Timing & Scoring - Pete Klinger/Chris Langer/Jamie Kipp

Orbits 2

Milwaukee Region SCCA Sanction #06-N-33-P

www.amb-it.com

MYLAPS RESULTS ARE UNOFFICIAL


www.mylaps.com

Road America 4.0 miles

Cat National Race SCCA Road America

Group 4 - EP, FP, GP, HP, GTL

RA 4.000 Miles




No.	Class	Name	MakeModel	Color	Region	Mem#	Sponsor
1	EP	RON OLSEN	MAZDA RX-7	BLK	CHI	262137	BARRINGTON HILLBILLIES/OLSEN ENGR
05	EP	BILL MEYER	MAZDA RX-7	WHITE/YELLOW	MILW	62617	
20	EP	FILIPPO REINA	ALFA ROMEO	RED/WHITE	MILW	2519	PALERMO PIZZA REINA ITL.
23	EP	CHUCK DAVIS	ACURA INTEGRA	WHT/RD	KC	19893	IN PATIENT PHYSICIANS
48	EP	MICHAEL R. STURM	HONDA PELUDE	PEWTER/BLK	MILW	50317	HONDA CITY
51	EP	KEN KANNARD	NISSAN 240Z	YELLOW	MILW	290013	
53	EP	STEVE HAYS	MAZDA RX7	GOLD	BHV	194959	SPORTS CAR RACING INFO.COM
73	EP	LAWRENCE LOSHAK	76 ALFA ROMERO ALFET	BLUE	MILW	241355	PROTOTYPECOMPOSITE/ENGINETRANS
73	EP	LAWRENCE LOSHAK	76 ALFA ROMERO ALFET	Blue	MILW	241355	Prototype Composites/EngineTran
80	EP	ROBERT HUMMEL	MAZDA RX-7	SLVR	CHI	371276	BARRINGTON PERFORMANCE
88	EP	TERRY JESK	MAZDA MIATA	BLK	CHI	8181	DEERFIELD CONSTRUCTION/HOOSIER TIRE
89	EP	JON BRAKKE	MAZDA MIATA	RED	LOL	71950	
95	EP	JAMES SIMARIS	MAZDA RX-7	WHT	MILW	191391	MASZK MOTORSPORTS
98	EP	MARK BRAKKE	MAZDA MIATA	YEL	LOL	25067	
18	FP	STEVE SARGIS	TRIUMPH SPITFIRE	RED	BHV	66290	SBS BATTERIES/GOODYEAR TIRE
28	FP	LAD SANDA	PORSCHE 914-4	YEL	CHI	211487	TRO MANUFACTURING CO INC
29	FP	ROB KELLER	VOLVOP1800	BLK	CHI	141075	SWEDISH CAR SPECIALISTS-SHCAUMBERG
72	FP	MICHAEL FROH	MGB	BLU	MILW	31131	
74	FP	MIKE GNADT	MG MIDGET	BLU	MILW	169912	GOLDEN GUERNSEY DAIRY
0	GP	BOB KELLY	VW SCIROCCO	BLK	CHI	212184	ULTIMATE PAINT/TELSYSTEMS
15	GP	GREG GAUPER	HONDA CIVIC	WHT	MILW	100638	RANA MORT RACING
41	GP	DOUGLAS GEHRKE	MGB	BLK	MILW	294565	MG LIMITED
47	GP	BILL WESSEL	NISSAN ROADSTER	WHT	MILW	271123	GOODYEAR/NISSAN
04	GTL	MIKE ALEXANDER	NISSAN SENTRA	WHITE	MILW	213901	ULINE SHIPPING ALEXANDER AUTO
76	GTL	BOB CLARK	HONDA CRXSi	RED	MILW	112413	JDM GROUP/RAGLIN RACING/PEGASUS
77	GTL	JIM DENTICI	HONDA CRXSi	WHT	MILW	81793	RAGLIN RACING/JDM GROUP
6	HP	JOHN STANFORD	TRIUMPH SPITFIRE	GRN	FTWN	20956	
11	HP	KENDALL JONES	AUSTIN SPRITE	SLVR	DET	220916	JONES TECH GROUP SPRIDGETECH
34	HP	DAVID KITTLESON	FORD FIESTA	RED	MILW	148640	CLOSET CONCEPTS
40	HP	DON CAMERON	MG MIDGET	WHT	DET	2423	SPRIDGETECH
45	HP	RICHARD ROOT	VW RABBIT	PURPLE	MILW	121789	BLAKE AND DIANN
82	HP	ANDREW ALDRED	VW SCIROCCO	BLK	MILW	289362	

Cat National Race SCCA Road America

Group 4 - EP, FP, GP, HP, GTL

RA 4.000 Miles

COMBINED QUALIFYING G4 - OFFICIAL



Pos	No.	Class	Name	MakeModel	R1. Best Tm	R2. Best Tm	Overall BestTm
1	89	EP	JON BRAKKE	MAZDA MIATA	2:32.881	2:31.648	2:31.648
2	51	EP	KEN KANNARD	NISSAN 240Z	2:32.544	2:31.953	2:31.953
3	77	GTL	JIM DENTICI	HONDA CRXSi	2:44.666	2:34.975	2:34.975
4	98	EP	MARK BRAKKE	MAZDA MIATA	2:39.450	2:35.211	2:35.211
5	88	EP	TERRY JESK	MAZDA MIATA	2:36.800	-:--	2:36.800
6	95	EP	JAMES SIMARIS	MAZDA RX-7	-:--	2:36.872	2:36.872
7	18	FP	STEVE SARGIS	TRIUMPH SPITFIRE	2:37.024	-:--	2:37.024
8	48	EP	MICHAEL R. STURM	HONDA PELUDE	2:41.886	2:38.664	2:38.664
9	80	EP	ROBERT HUMMEL	MAZDA RX-7	2:41.383	2:40.187	2:40.187
10	1	EP	RON OLSEN	MAZDA RX-7	2:45.322	2:40.487	2:40.487
11	73	EP	LAWRENCE LOSHAK	76 ALFA ROMERO ALFETTA	2:43.871	2:40.673	2:40.673
12	47	GP	BILL WESSEL	NISSAN ROADSTER	2:43.307	-:--	2:43.307
13	04	GTL	Mike Alexander	Nissan Sentra	2:49.772	2:44.358	2:44.358
14	23	EP	CHUCK DAVIS	ACURA INTEGRA	2:44.552	-:--	2:44.552
15	72	FP	MICHAEL FROH	MGB	2:46.484	2:45.249	2:45.249
16	29	FP	ROB KELLER	VOLVOP1800	2:46.218	-:--	2:46.218
17	76	GTL	BOB CLARK	HONDA CRXSi	2:48.334	2:46.709	2:46.709
18	0	GP	BOB KELLY	VW SCIROCCO	2:47.473	2:47.324	2:47.324
19	15	GP	GREG GAUPER	HONDA CIVIC	2:51.921	2:47.957	2:47.957
20	05	EP	Bill Meyer	MAZDA RX-7	2:49.907	2:48.873	2:48.873
21	74	FP	MIKE GNADT	MG MIDGET	3:35.372	2:50.531	2:50.531
22	53	EP	STEVE HAYS	MAZDA RX7	2:55.011	2:50.578	2:50.578
23	6	HP	JOHN STANFORD	TRIUMPH SPITFIRE	3:32.493	2:51.083	2:51.083
24	41	GP	DOUGLAS GEHRKE	MGB	2:54.907	2:56.860	2:54.907
25	40	HP	DON CAMERON	MG MIDGET	-:--	2:54.936	2:54.936
26	45	HP	RICHARD ROOT	VW RABBIT	2:57.183	-:--	2:57.183
27	28	FP	LAD SANDA	PORSCHE 914-4	3:00.778	2:59.046	2:59.046
28	34	HP	DAVID KITTLESON	FORD FIESTA	3:01.805	3:00.988	3:00.988
29	82	HP	ANDREW ALDRED	VW SCIROCCO	3:33.340	-:--	3:33.340
30	11	HP	KENDALL JONES	AUSTIN SPRITE	-:--	-:--	-:--

Name

Name

R1. Group 4 - EP, FP, GP, HP, GTL - G4 Q1
 R2. Group 4 - EP, FP, GP, HP, GTL - G4 Q2

Cat National Race SCCA Road America

Sorted on Laps

Group 4 - EP, FP, GP, HP, GTL

RA 4.000 Miles

G4 RACE - *** OFFICIAL ***

7/23/2006 01:04 PM

Race (12 Laps)

Pos	No.	Class	PIC Name	Laps	Diff	Total Tm	Best Tm	Sponsor
1	98	EP	1 MARK BRAKKE	12	-	30:56.750	2:32.702	
2	89	EP	2 JON BRAKKE	12	+7.735	31:04.485	2:32.999	
3	88	EP	3 TERRY JESK	12	+22.817	31:19.567	2:34.857	DEERFIELD CONSTRUCTION/HOOSIER TIRE
4	95	EP	4 JAMES SIMARIS	12	+23.348	31:20.098	2:35.016	MASZK MOTORSPORTS
5	18	FP	1 STEVE SARGIS	12	+51.696	31:48.446	2:36.682	SBS BATTERIES/GOODYEAR TIRE
6	73	EP	5 LAWRENCE LOSHAK	12	+1:08.617	32:05.367	2:38.258	Prototype Composites/EngineTran
7	80	EP	6 ROBERT HUMMEL	12	+1:14.113	32:10.863	2:38.881	BARRINGTON PERFORMANCE
8	20	EP	7 FILIPPO REINA	12	+1:14.488	32:11.238	2:36.877	PALERMO PIZZA REINA ITL.
9	47	GP	1 BILL WESSEL	12	+2:15.086	33:11.836	2:44.218	GOODYEAR/NISSAN
10	76	GTL	1 BOB CLARK	12	+2:17.233	33:13.983	2:40.094	JDM GROUP/RAGLIN RACING/PEGASUS
11	77	GTL	2 JIM DENTICI	12	+2:17.544	33:14.294	2:36.464	RAGLIN RACING/JDM GROUP
12	51	EP	8 KEN KANNARD	11	1 Lap	28:18.452	2:32.910	
13	0	GP	2 BOB KELLY	11	+2:46.651	31:05.103	2:47.324	ULTIMATE PAINT/TELSYSTEMS
14	05	EP	9 BILL MEYER	11	+2:52.368	31:10.820	2:46.439	
15	15	GP	3 GREG GAUPER	11	+2:56.645	31:15.097	2:48.088	RANA MORT RACING
16	04	GTL	3 MIKE ALEXANDER	11	+3:38.692	31:57.144	2:45.346	ULINE SHIPPING ALEXANDER AUTO
17	74	FP	2 MIKE GNADT	11	+3:45.925	32:04.377	2:51.234	GOLDEN GUERNSEY DAIRY
18	53	EP	10 STEVE HAYS	11	+4:32.846	32:51.298	2:50.349	SPORTS CAR RACING INFO.COM
19	41	GP	4 DOUGLAS GEHRKE	11	+4:36.807	32:55.259	2:54.706	MG LIMITED
20	28	FP	3 LAD SANDA	11	+5:20.283	33:38.735	3:01.361	TRO MANUFACTURING CO INC
21	34	HP	1 DAVID KITTLESON	11	+5:21.882	33:40.334	3:01.328	CLOSET CONCEPTS
22	48	EP	11 MICHAEL R. STURM	10	2 Laps	31:55.318	2:38.028	HONDA CITY
23	82	HP	2 ANDREW ALDRED	10	+1:58.602	33:53.920	3:16.692	
24	72	FP	4 MICHAEL FROH	9	3 Laps	25:18.068	2:45.322	
25	11	HP	3 KENDALL JONES	8	4 Laps	31:48.258	3:22.613	JONES TECH GROUP SPRIDGETECH
26	1	EP	12 RON OLSEN	7	5 Laps	20:56.612	2:50.753	BARRINGTON HILLBILLIES/OLSEN ENGR
27	45	HP	4 RICHARD ROOT	7	+4.348	21:00.960	2:54.864	BLAKE AND DIANN
Not Classified								
DNF	40	HP	DNF DON CAMERON	2	-	6:15.760	2:54.726	SPRIDGETECH
DNF	29	FP	DNF ROB KELLER	2	-	6:22.464	2:55.507	SWEDISH CAR SPECIALISTS-SHCAUMBERG
DNF	6	HP	DNF JOHN STANFORD	1	-	3:08.250	3:03.229	
DNS	23	EP	DNS CHUCK DAVIS	0	-	----	----	IN PATIENT PHYSICIANS

Announcements

New Track Record (2:36.464) for GTL by JIM DENTICI.

Margin of Victory	Avg. Speed	Best Lap Tm	Best Spd	Best Lap by
+7.735	93.066	2:32.702	94.301	[98] MARK BRAKKE

Printed: 7/25/2006 4:51:30 PM

Licensed to: SCCA Milwaukee Region

Chief of Timing & Scoring - Pete Klinger/Chris Langer/Jamie Kipp

Orbits 2

Milwaukee Region SCCA Sanction #06-N-33-P

www.amb-it.com

MYLAPS RESULTS ARE UNOFFICIAL

www.mylaps.com

Road America 4.0 miles

Cat National Race SCCA Road America

Lapchart


Group 4 - EP, FP, GP, HP, GTL

RA 4.000 Miles

G4 RACE - *** OFFICIAL ***

7/23/2006 01:04 PM

Race (12 Laps)



Competitors	Laps												
	0	1	2	3	4	5	6	7	8	9	10	11	12
JON BRAKKE (89)	1	89	51	89	51	51	51	51	89	89	89	51	98
KEN KANNARD (51)	2	51	89	51	89	89	89	89	51	98	51	89	89
MARK BRAKKE (98)	3	98	98	98	98	98	98	98	98	51	98	98	88
JIM DENTICI (77)	4	77	95	95	95	95	95	95	88	88	88	88	95
TERRY JESK (88)	5	88	88	88	88	88	88	88	95	95	95	95	18
JAMES SIMARIS (95)	6	95	48	77	77	77	18	18	18	18	18	18	73
MICHAEL R. STURM (48)	7	48	77	73	73	18	77	77	73	73	73	73	80
STEVE SARGIS (18)	8	18	73	18	18	73	73	77	80	20	80	20	20
ROBERT HUMMEL (80)	9	80	18	80	80	80	20	80	80	20	80	20	47
LAWRENCE LOSHAK (73)	10	73	80	20	20	20	80	20	20	77	77	77	76
RON OLSEN (1)	11	1	47	47	47	47	76	76	76	76	76	76	77
BILL WESSEL (47)	12	47	1	15	76	76	47	47	47	47	47	47	47
MICHAEL FROH (72)	13	72	15	0	0	0	04	0	72	72	72	0	0
ROB KELLER (29)	14	29	29	76	15	72	0	72	0	0	0	15	05
BOB CLARK (76)	15	76	0	72	72	15	15	15	15	15	15	05	15
GREG GAUPER (15)	16	15	20	1	04	04	72	04	05	05	05	74	04
BOB KELLY (0)	17	0	76	04	53	05	05	05	04	04	74	04	74
MIKE GNADT (74)	18	74	72	53	05	53	74	74	74	04	53	53	
STEVE HAYS (53)	19	53	53	74	74	74	53	53	53	53	41	41	
BILL MEYER (05)	20	05	74	05	1	1	1	45	1	41	41	28	28
JOHN STANFORD (6)	21	6	04	45	45	45	45	1	45	28	28	34	34
DOUGLAS GEHRKE (41)	22	41	05	41	41	41	41	41	34	34	34	48	
DAVID KITTLESON (34)	23	34	45	34	34	34	28	28	28	48	48	82	
RICHARD ROOT (45)	24	45	6	28	28	28	34	34	34	82	82		
LAD SANDA (28)	25	28	41	40	82	82	82	82	82	11			
FILIPPO REINA (20)	26	20	34	29	48	48	48	48	48				
ANDREW ALDRED (82)	27	82	28	82	11	11	11	11	11				
MIKE ALEXANDER (04)	28	04	40	48									
DON CAMERON (40)	29	40	82	11									
KENDALL JONES (11)	30	11	11										

Printed: 7/25/2006 4:59:19 PM

Licensed to: SCCA Milwaukee Region

Chief of Timing & Scoring - Pete Klinger/Chris Langer/Jamie Kipp

Orbits 2

Milwaukee Region SCCA Sanction #06-N-33-P

www.amb-it.com

MYLAPS RESULTS ARE UNOFFICIAL

www.mylaps.com

Road America 4.0 miles

Cat National Race SCCA Road America

Sorted on Laps

Group 4 - EP, FP, GP, HP, GTL

RA 4.000 Miles

G4 RACE - *** OFFICIAL ***

7/23/2006 01:04 PM

Race (12 Laps)

Pos	No.	Class	Name	Region	Mem#	MakeModel	Laps	Diff	Total Tm	Best Tm
EP										
1	98	EP	MARK BRAKKE	LOL	25067	MAZDA MIATA	12	-	30:56.750	2:32.702
2	89	EP	JON BRAKKE	LOL	71950	MAZDA MIATA	12	+7.735	31:04.485	2:32.999
3	88	EP	TERRY JESK	CHI	8181	MAZDA MIATA	12	+22.817	31:19.567	2:34.857
4	95	EP	JAMES SIMARIS	MILW	191391	MAZDA RX-7	12	+23.348	31:20.098	2:35.016
5	73	EP	LAWRENCE LOSHAK	MILW	241355	76 ALFA ROMERO ALFETTA C	12	+1:08.617	32:05.367	2:38.258
6	80	EP	ROBERT HUMMEL	CHI	371276	MAZDA RX-7	12	+1:14.113	32:10.863	2:38.881
7	20	EP	FILIPPO REINA	MILW	2519	ALFA ROMEO	12	+1:14.488	32:11.238	2:36.877
8	51	EP	KEN KANNARD	MILW	290013	NISSAN 240Z	11	1 Lap	28:18.452	2:32.910
9	05	EP	BILL MEYER	MILW	62617	MAZDA RX-7	11	+2:52.368	31:10.820	2:46.439
10	53	EP	STEVE HAYS	BHV	194959	MAZDA RX7	11	+4:32.846	32:51.298	2:50.349
11	48	EP	MICHAEL R. STURM	MILW	50317	HONDA PELUDE	10	2 Laps	31:55.318	2:38.028
12	1	EP	RON OLSEN	CHI	262137	MAZDA RX-7	7	5 Laps	20:56.612	2:50.753
DNF	23	EP	CHUCK DAVIS	KC	19893	ACURA INTEGRA	0	-	----	----
FP										
1	18	FP	STEVE SARGIS	BHV	66290	TRIUMPH SPITFIRE	12	-	31:48.446	2:36.682
2	74	FP	MIKE GNADT	MILW	169912	MG MIDGET	11	1 Lap	32:04.377	2:51.234
3	28	FP	LAD SANDA	CHI	211487	PORSCHE 914-4	11	+1:34.358	33:38.735	3:01.361
4	72	FP	MICHAEL FROH	MILW	31131	MGB	9	3 Laps	25:18.068	2:45.322
DNF	29	FP	ROB KELLER	CHI	141075	VOLVOP1800	2	-	6:22.464	2:55.507
GP										
1	47	GP	BILL WESSEL	MILW	271123	NISSAN ROADSTER	12	-	33:11.836	2:44.218
2	0	GP	BOB KELLY	CHI	212184	VW SCIROCCO	11	1 Lap	31:05.103	2:47.324
3	15	GP	GREG GAUPER	MILW	100638	HONDA CIVIC	11	+9.994	31:15.097	2:48.088
4	41	GP	DOUGLAS GEHRKE	MILW	294565	MGB	11	+1:50.156	32:55.259	2:54.706
GTL										
1	76	GTL	BOB CLARK	MILW	112413	HONDA CRXSI	12	-	33:13.983	2:40.094
2	77	GTL	JIM DENTICI	MILW	81793	HONDA CRXSI	12	+0.311	33:14.294	2:36.464
3	04	GTL	MIKE ALEXANDER	MILW	213901	NISSAN SENTRA	11	1 Lap	31:57.144	2:45.346
HP										
1	34	HP	DAVID KITTLESON	MILW	148640	FORD FIESTA	11	-	33:40.334	3:01.328
2	82	HP	ANDREW ALDRED	MILW	289362	VW SCIROCCO	10	1 Lap	33:53.920	3:16.692
3	11	HP	KENDALL JONES	DET	220916	AUSTIN SPRITE	8	3 Laps	31:48.258	3:22.613
4	45	HP	RICHARD ROOT	MILW	121789	VW RABBIT	7	4 Laps	21:00.960	2:54.864
DNF	40	HP	DON CAMERON	DET	2423	MG MIDGET	2	-	6:15.760	2:54.726
DNF	6	HP	JOHN STANFORD	FTWN	20956	TRIUMPH SPITFIRE	1	-	3:08.250	3:03.229

Margin of Victory	Avg. Speed	Best Lap Tm	Best Spd	Best Lap by
+7.735	93.066	2:32.702	94.301	[98] MARK BRAKKE

Printed: 7/25/2006 5:25:21 PM

Licensed to: SCCA Milwaukee Region

Chief of Timing & Scoring - Pete Klinger/Chris Langer/Jamie Kipp

Orbits 2

Milwaukee Region SCCA Sanction #06-N-33-P

www.amb-it.com

MYLAPS RESULTS ARE UNOFFICIAL


www.mylaps.com

Road America 4.0 miles

Cat National Race SCCA Road America

Group 5 - CSR, DSR, S2000

RA 4.000 Miles




No. Class	Name	MakeModel	Color	Region	Mem#	Sponsor
0 CSR	JEFF MILLER	WYNNFURST	RD/BLK	MILW	11153	KOHLER/MILLENNIUM/REDLINE/CYCLO
45 CSR	BRIAN FRENCH	RALT RT-41	RD/BLU/YEL	MILW	195144	
48 CSR	ANDY VORUZ	SWIFT DB2	RED	MILW	282365	SKIP & CHIPS ROADHOUSE BAR
82 CSR	MATT MILLER	RADICAL SR4	BLU	CHI	362324	APPLIANCESDIRECT.COM
02 DSR	MARK WHITE	WEST/WR1000	SLVR/RD	CHI	351170	ACCUMOTO MOTORSPORT
3 DSR	JASON MILLER	WYNNFURST/WEST	RED	MILW	226307	KOHLER/STERLING/MILLENNIUM
4 DSR	CHARLIE DIPASQUALE	STOHR	WHT/ORANGE	WOH	295530	C.L. DIPASQUALE DDS INC
04 DSR	BRAIN LINDSTRAND	PRINCE-LSR	WHT/PUR	MILW	297877	HOLY ROLLER RACING/HOOSIER
6 DSR	MARK DALEN	STOHR	BLUE	KC	276925	
7 DSR	MICHAEL A. REUPERT	LOLA RPM	RED	MILW	141856	GOODYEAR/REDLINE OIL/ARCTIC CAT
63 DSR	BARNEY POWERS	BOBSY SR7H	BLU/YEL	CINC	13090	HONDA OF TROY/SKYLINE FILM PDTN
66 DSR	JOEL WEINBERGER	STOHR WF1	RED	CHI	148950	CONTINENTAL MOTORS/CASTROL/LINDELL
78 DSR	DAVE KNAACK	FASTERCAR	WHT/BLU	MILW	225405	UNDERWEAR GNOMES/HANKOOK TIRES
96 DSR	STEVE POMMER	BCNU MK1	GRN	DMV	53100	
97 DSR	RICHARD W. COLBURN	PHOENIX	RED	CHI	3094	AMARI METALS
28 S2000	M. BART WOLF	CARBIR CS2.5	RED	MILW	181397	WOLF'S MOTOR CAR/MY VISA
42 S2000	MICHAEL E. BAUTZ	LOLA T90/90	BLU	BHV	182899	HOOSIER/BRADROCK BAITS/ARTERA RACE
89 S2000	CHARLES DUNCAN	LOLA	RED	BHV	211466	ADVANCED BUILDING CORP

Cat National Race SCCA Road America

Group 5 - CSR, DSR, S2000

RA 4.000 Miles

COMBINED QUALIFYING G5 - OFFICIAL



Pos	No.	Class	Name	MakeModel	R1. Best Tm	R2. Best Tm	Overall BestTm
1	45	CSR	BRIAN FRENCH	RALT RT-41	2:05.713	2:07.323	2:05.713
2	7	DSR	MICHAEL A. REIPERT	LOLA RPM	2:10.939	2:10.614	2:10.614
3	66	DSR	JOEL WEINBERGER	STOHR WF1	2:12.678	2:11.435	2:11.435
4	0	CSR	JEFF MILLER	WYNNFURST	2:22.307	2:13.322	2:13.322
5	3	DSR	JASON MILLER	WYNNFURST/WEST	2:14.406	2:13.869	2:13.869
6	02	DSR	MARK WHITE	WEST/WR1000	2:14.115	2:25.304	2:14.115
7	28	S2000	M. BART WOLF	CARBIR CS2.5	2:18.542	2:18.620	2:18.542
8	4	DSR	CHARLIE DIPASQUALE	STOHR	---	2:18.735	2:18.735
9	82	CSR	MATT MILLER	RADICAL SR4	2:19.616	2:18.943	2:18.943
10	42	S2000	MICHAEL E. BAUTZ	LOLA T90/90	2:20.264	2:20.439	2:20.264
11	6	DSR	MARK DALEN	STOHR	2:20.509	---	2:20.509
12	78	DSR	DAVE KNAACK	FASTERCAR	2:21.118	2:21.952	2:21.118
13	96	DSR	STEVE POMMER	BCNU MK1	2:24.995	2:22.085	2:22.085
14	97	DSR	RICHARD W. COLBURN	PHOENIX	2:22.400	2:22.905	2:22.400
15	04	DSR	BRAIN LINDSTRAND	PRINCE-LSR	2:23.010	2:45.208	2:23.010
16	89	S2000	CHARLES DUNCAN	LOLA	2:31.086	2:28.663	2:28.663
17	63	DSR	BARNEY POWERS	BOBSY SR7H	2:38.151	2:32.524	2:32.524
18	48	CSR	ANDY VORUZ	SWIFT DB2	2:46.911	2:37.126	2:37.126

Name

Name

R1. Group 5 - CSR, DSR, S2000 - G5 Q1
 R2. Group 5 - CSR, DSR, S2000 - G5 Q2

Cat National Race SCCA Road America

Sorted on Laps

Group 5 - CSR, DSR, S2000

RA 4.000 Miles

G5 RACE - *** OFFICIAL ***

7/23/2006 01:57 PM

Race (12 Laps)

Pos	No.	Class	PIC Name	Laps	Diff	Total Tm	Best Tm	Sponsor
1	45	CSR	1 BRIAN FRENCH	12	-	25:55.017	2:06.741	
2	02	DSR	1 MARK WHITE	12	+1:26.687	27:21.704	2:14.611	ACCUMOTO MOTORSPORT
3	28	S2000	1 M. BART WOLF	12	+2:21.793	28:16.810	2:19.814	WOLF'S MOTOR CAR/MY VISA
4	42	S2000	2 MICHAEL E. BAUTZ	11	1 Lap	25:55.365	2:19.746	HOOSIER/BRADROCK BAITS/ARTERA RACE
5	82	CSR	2 MATT MILLER	11	+14.366	26:09.731	2:20.768	APPLIANCESDIRECT.COM
6	04	DSR	2 BRAIN LINDSTRAND	11	+31.485	26:26.850	2:21.511	HOLY ROLLER RACING/HOOSIER
7	97	DSR	3 RICHARD W. COLBURN	11	+52.191	26:47.556	2:23.589	AMARI METALS
8	6	DSR	4 MARK DALEN	11	+1:37.529	27:32.894	2:25.902	
9	89	S2000	3 CHARLES DUNCAN	11	+2:11.431	28:06.796	2:29.251	ADVANCED BUILDING CORP
10	78	DSR	5 DAVE KNAACK	10	2 Laps	26:26.759	2:22.152	UNDERWEAR GNOMES/HANKOOK TIRES
11	63	DSR	6 BARNEY POWERS	10	+0.183	26:26.942	2:34.523	HONDA OF TROY/SKYLINE FILM PDTN
12	96	DSR	7 STEVE POMMER	7	5 Laps	20:33.117	2:24.060	
Not Classified								
DNF	0	CSR	DNF JEFF MILLER	5	-	11:33.819	2:15.720	KOHLER/MILLENNIUM/REDLINE/CYCLO
DNF	66	DSR	DNF JOEL WEINBERGER	4	-	9:10.977	2:15.130	CONTINENTAL MOTORS/CASTROL/LINDELL
DNF	7	DSR	DNF MICHAEL A. REUPERT	2	-	4:40.019	2:17.171	GOODYEAR/REDLINE OIL/ARCTIC CAT
DNF	4	DSR	DNF CHARLIE DIPASQUALE	1	-	2:29.461	2:26.230	C.L. DIPASQUALE DDS INC
DNF	48	CSR	DNF ANDY VORUZ	1	-	3:10.285	3:03.819	SKIP & CHIPS ROADHOUSE BAR
DNF	3	DSR	DNF JASON MILLER	0	-	2.549	----	KOHLER/STERLING/MILLENNIUM

Margin of Victory	Avg. Speed	Best Lap Tm	Best Spd	Best Lap by
+1:26.687	111.124	2:06.741	113.618	[45] BRIAN FRENCH

Printed: 7/25/2006 4:53:02 PM

Licensed to: SCCA Milwaukee Region

Chief of Timing & Scoring - Pete Klinger/Chris Langer/Jamie Kipp

Orbits 2

Milwaukee Region SCCA Sanction #06-N-33-P

www.amb-it.com

MYLAPS RESULTS ARE UNOFFICIAL

www.mylaps.com

Road America 4.0 miles

Cat National Race SCCA Road America

Lapchart


Group 5 - CSR, DSR, S2000

RA 4.000 Miles

G5 RACE - *** OFFICIAL ***

7/23/2006 01:57 PM

Race (12 Laps)



Competitors	Laps												
	0	1	2	3	4	5	6	7	8	9	10	11	12
BRIAN FRENCH (45)	1	45	45	45	45	45	45	45	45	45	45	45	45
MICHAEL A. REUPERT (7)	2	7	0	0	66	66	02	02	02	02	02	02	02
JEFF MILLER (0)	3	0	66	66	02	02	0	42	42	28	28	28	28
JOEL WEINBERGER (66)	4	66	7	02	0	0	28	28	28	42	42	42	42
JASON MILLER (3)	5	3	02	7	42	42	42	82	82	82	82	82	82
MARK WHITE (02)	6	02	28	28	28	28	82	04	04	04	04	04	04
M. BART WOLF (28)	7	28	42	42	82	82	04	97	97	97	97	97	97
MICHAEL E. BAUTZ (42)	8	42	82	82	04	04	97	6	6	6	6	6	6
CHARLIE DIPASQUALE (4)	9	4	4	04	6	97	96	89	89	89	89	89	89
MATT MILLER (82)	10	82	6	6	97	96	6	96	63	63	63	78	
DAVE KNAACK (78)	11	78	04	97	96	6	89	63	78	78	78	63	
MARK DALEN (6)	12	6	78	96	89	89	63	78	96				
RICHARD W. COLBURN (97)	13	97	96	89	63	63	78						
STEVE POMMER (96)	14	96	97	63	78	78							
BRAIN LINDSTRAND (04)	15	04	89	78									
CHARLES DUNCAN (89)	16	89	63										
BARNEY POWERS (63)	17	63	48										
ANDY VORUZ (48)	18	48											

Cat National Race SCCA Road America

Sorted on Laps

Group 5 - CSR, DSR, S2000

RA 4.000 Miles

G5 RACE - *** OFFICIAL ***

7/23/2006 01:57 PM

Race (12 Laps)

Pos	No.	Class	Name	Region	Mem#	MakeModel	Laps	Diff	Total Tm	Best Tm
CSR										
1	45	CSR	BRIAN FRENCH	MILW	195144	RALT RT-41	12	-	25:55.017	2:06.741
2	82	CSR	MATT MILLER	CHI	362324	RADICAL SR4	11	1 Lap	26:09.731	2:20.768
DNF	0	CSR	JEFF MILLER	MILW	11153	WYNNFURST	5	-	11:33.819	2:15.720
DNF	48	CSR	ANDY VORUZ	MILW	282365	SWIFT DB2	1	-	3:10.285	3:03.819
DSR										
1	02	DSR	MARK WHITE	CHI	351170	WEST/WR1000	12	-	27:21.704	2:14.611
2	04	DSR	BRAIN LINDSTRAND	MILW	297877	PRINCE-LSR	11	1 Lap	26:26.850	2:21.511
3	97	DSR	RICHARD W. COLBURN	CHI	3094	PHOENIX	11	+20.706	26:47.556	2:23.589
4	6	DSR	MARK DALEN	KC	276925	STOHR	11	+1:06.044	27:32.894	2:25.902
5	78	DSR	DAVE KNAACK	MILW	225405	FASTERCAR	10	2 Laps	26:26.759	2:22.152
6	63	DSR	BARNEY POWERS	CINC	13090	BOBSY SR7H	10	+0.183	26:26.942	2:34.523
7	96	DSR	STEVE POMMER	DMV	53100	BCNU MK1	7	5 Laps	20:33.117	2:24.060
DNF	66	DSR	JOEL WEINBERGER	CHI	148950	STOHR WF1	4	-	9:10.977	2:15.130
DNF	7	DSR	MICHAEL A. REUPERT	MILW	141856	LOLA RPM	2	-	4:40.019	2:17.171
DNF	4	DSR	CHARLIE DIPASQUALE	WOH	295530	STOHR	1	-	2:29.461	2:26.230
DNF	3	DSR	JASON MILLER	MILW	226307	WYNNFURST/WEST	0	-	2.549	----
S2000										
1	28	S2000	M. BART WOLF	MILW	181397	CARBIR CS2.5	12	-	28:16.810	2:19.814
2	42	S2000	MICHAEL E. BAUTZ	BHV	182899	LOLA T90/90	11	1 Lap	25:55.365	2:19.746
3	89	S2000	CHARLES DUNCAN	BHV	211466	LOLA	11	+2:11.431	28:06.796	2:29.251

Margin of Victory	Avg. Speed	Best Lap Tm	Best Spd	Best Lap by
+1:26.687	111.124	2:06.741	113.618	[45] BRIAN FRENCH

Printed: 7/25/2006 5:25:52 PM

Licensed to: SCCA Milwaukee Region

Chief of Timing & Scoring - Pete Klinger/Chris Langer/Jamie Kipp

Orbits 2

Milwaukee Region SCCA Sanction #06-N-33-P

www.amb-it.com

MYLAPS RESULTS ARE UNOFFICIAL


www.mylaps.com

Road America 4.0 miles

Cat National Race SCCA Road America

Group 6 - GT1, GT2, GT3, T1

RA 4.000 Miles




No.	Class	Name	MakeModel	Color	Region	Mem#	Sponsor
01	GT1	JIM BRADLEY	CHEVY CORVETTE	YEL/BLK	FTWN	85184	OPTCAL ONE/CHARMANT EYEWEAR
13	GT1	DAN VERKUILEN	CHEV CAMARO	RED	MILW	93176	DARK HORSE ANGEL RACING
17	GT1	MICHAEL KEHOE	89 OLDS CUTLASS	RAINBOW	CHI	93741	
24	GT1	RICK DITTMAN	CHEVY CAMARO	BLU/WHT	CHI	57464	RDE
31	GT1	CARL JENSEN	CHEVY CAMARO	RED	FLA	331695	
35	GT1	DON DALLAND	CHEV CORVETTE	BLK	LOL	318722	ZAREBA SYSTEMS
67	GT1	CHRIS PEDERSEN	CHEV. CORVETTE	BLK	CHI	257325	C&P INSTALLATIONS
71	GT1	DENNIS PETERSEN	CHEVY CORVETTE	RWB	CHI	246245	ROHR DREDGE CONST EQUIP SALES
83	GT1	MAX LAGOD	CHEVY CORVETTE	YEL	CHI	152235	HYPERMAX/HOOSIER/REDLINE OIL
84	GT1	RANDY ROSENMERKEL	PONTIAC TRANS AM	YEL	MILW	165589	POORMAN'S/SPEED FREAK RACING
04	GT2	GERRY MASON	NISSAN 300ZX	BLUE/WHITE	INDY	84813	HOOSIER TIRE
25	GT2	SCOTT SANDA	PORSCHE	WHT	CHI	215450	TRO MANUFACTURING
58	GT2	RON TAMBOURINE	MAZDA MIATA	WHT	CHI	68108	TEAM TAMBOURINE MOTORPORTS/MAZDA/
2	GT3	DOUGLAS SHERWOOD	MAZDA RX7	RED	LOL	166492	
34	GT3	BRANDON DAVIS	05 ACURA TSX	WHT/ORANGE	SOPAC	307329	MONSTER ENERGY
59	GT3	RODGER BOGUSZ	MAZDA RX3	BLU/WHT	CHI	168911	MAZDA/THERMO CONTRACTING CO
78	GT3	ROB WARKOCKI	MAZDA RX-7	RED	CHI	119077	EMPCOR/MAZDA/GOODYEAR/REDLINE OIL
05	T1	ED ZABINSKI	FERRARI	RED		15991	FAST CASH 500 RACING
6	T1	SCOTT McKAY	CHEVY VETTE	BLK/SLVR	CHI	348927	
69	T1	MICHAEL P. TRACEY	CHEVY CORVETTE	BLK/CPR	CHI	350942	DISRESTORATION.COM
79	T1	MICHAEL A. TRACEY	CHEVY CORVETTE	BLK/CPR	CHI	350945	DISRESTORATION.COM
97	T1	SCOTT TUCKER	FERRARI	SLVR	KC	365956	FAST CASH 500 RACING

Cat National Race SCCA Road America

Group 6 - GT1, GT2, GT3, T1

RA 4.000 Miles

COMBINED QUALIFYING G6 - OFFICIAL



Pos	No.	Class	Name	MakeModel	R1. Best Tm	R2. Best Tm	Overall BestTm
1	83	GT1	MAX LAGOD	CHEVY CORVETTE	2:10.685	2:08.988	2:08.988
2	24	GT1	RICK DITTMAN	CHEVY CAMARO	---	2:11.213	2:11.213
3	67	GT1	CHRIS PEDERSEN	CHEV. CORVETTE	2:23.916	2:16.954	2:16.954
4	31	GT1	CARL JENSEN	CHEVY CAMARO	2:20.317	2:17.531	2:17.531
5	17	GT1	MICHAEL KEHOE	89 OLDS CUTLASS	2:18.061	2:19.377	2:18.061
6	01	GT1	JIM BRADLEY	CHEVY CORVETTE	2:18.817	---	2:18.817
7	35	GT1	DON DALLAND	CHEV CORVETTE	2:19.355	3:02.334	2:19.355
8	84	GT1	RANDY ROSENMERKEL	PONTIAC TRANS AM	2:20.994	2:46.075	2:20.994
9	71	GT1	DENNIS PETERSEN	CHEVY CORVETTE	2:22.676	2:25.233	2:22.676
10	04	GT2	GERRY MASON	NISSAN 300ZX	2:23.477	2:23.524	2:23.477
11	25	GT2	SCOTT SANDA	PORSCHE	2:25.057	3:05.974	2:25.057
12	05	T1	ED ZABINSKI	FERRARI	3:03.430	2:27.245	2:27.245
13	34	GT3	BRANDON DAVIS	05 ACURA TSX	2:30.521	2:29.655	2:29.655
14	69	T1	MICHAEL P. TRACEY	CHEVY CORVETTE	2:29.889	---	2:29.889
15	78	GT3	ROB WARKOCKI	MAZDA RX-7	2:30.102	3:07.494	2:30.102
16	97	T1	SCOTT TUCKER	FERRARI	2:30.764	2:42.924	2:30.764
17	79	T1	MICHAEL A. TRACEY	CHEVY CORVETTE	2:30.935	2:53.369	2:30.935
18	58	GT2	RON TAMBOURINE	MAZDA MIATA	2:31.933	2:57.401	2:31.933
19	6	T1	SCOTT MCKAY	CHEVY VETTE	2:34.309	2:38.163	2:34.309
20	13	GT1	DAN VERKUILEN	CHEV CAMARO	2:39.627	3:23.835	2:39.627
21	2	GT3	DOUGLAS SHERWOOD	MAZDA RX7	---	---	---
22	59	GT3	RODGER BOGUSZ	MAZDA RX3	---	---	---

Name

Name

R1. Group 6 - GT1, GT2, GT3, T1 - G6 Q1
 R2. Group 6 - GT1, GT2, GT3, T1 - G6 Q2

Cat National Race SCCA Road America

Sorted on Laps

Group 6 - GT1, GT2, GT3, T1

RA 4.000 Miles

G6 RACE - *** OFFICIAL ***

7/23/2006 02:39 PM

Race (12 Laps)

Pos	No.	Class	PIC Name	Laps	Diff	Total Tm	Best Tm	Sponsor
1	83	GT1	1 MAX LAGOD	12	-	27:10.978	2:12.670	HYPERMAX/HOOSIER/REDLINE OIL
2	67	GT1	2 CHRIS PEDERSEN	12	+16.920	27:27.898	2:15.650	C&P INSTALLATIONS
3	84	GT1	3 RANDY ROSENMERKEL	12	+34.224	27:45.202	2:16.722	POORMAN'S/SPEED FREAK RACING
4	35	GT1	4 DON DALLAND	12	+35.180	27:46.158	2:16.939	ZAREBA SYSTEMS
5	17	GT1	5 MICHAEL KEHOE	12	+45.488	27:56.466	2:16.255	
6	31	GT1	6 CARL JENSEN	12	+49.896	28:00.874	2:17.883	
7	04	GT2	1 GERRY MASON	12	+1:54.086	29:05.064	2:22.898	HOOSIER TIRE
8	25	GT2	2 SCOTT SANDA	12	+2:11.944	29:22.922	2:25.039	TRO MANUFACTURING
9	69	T1	1 MICHAEL P. TRACEY	11	1 Lap	27:46.808	2:28.873	DISRESTORATION.COM
10	79	T1	2 MICHAEL A. TRACEY	11	+0.061	27:46.869	2:29.255	DISRESTORATION.COM
11	78	GT3	1 ROB WARKOCKI	11	+9.132	27:55.940	2:28.577	EMPCOR/MAZDA/GOODYEAR/REDLINE OIL
12	58	GT2	3 RON TAMBOURINE	11	+22.506	28:09.314	2:31.212	TEAM TAMBOURINE MOTORPORTS/MAZDA/
13	97	T1	3 SCOTT TUCKER	11	+36.923	28:23.731	2:32.293	FAST CASH 500 RACING
14	6	T1	4 SCOTT MCKAY	11	+46.267	28:33.075	2:31.694	
15	34	GT3	2 BRANDON DAVIS	10	2 Laps	25:41.670	2:28.271	MONSTER ENERGY
16	05	T1	5 ED ZABINSKI	10	+3:10.676	28:52.346	2:28.180	FAST CASH 500 RACING
17	13	GT1	7 DAN VERKUILEN	9	3 Laps	23:40.067	2:34.882	DARK HORSE ANGEL RACING
DNF	01	GT1	DNF JIM BRADLEY	2	10 Laps	5:08.708	2:22.058	OPTCAL ONE/CHARMANT EYEWEAR
DNF	71	GT1	DNF DENNIS PETERSEN	1	11 Laps	2:29.606	2:26.733	ROHR DREDGE CONST EQUIP SALES
Not Classified								
DNF	24	GT1	DNF RICK DITTMAN	0	-	----	----	RDE
DNF	2	GT3	DNF DOUGLAS SHERWOOD	0	-	----	----	
DNF	59	GT3	DNF RODGER BOGUSZ	0	-	----	----	MAZDA/THERMO CONTRACTING CO

Announcements

New Track Record (2:28.271) for GT3 by BRANDON DAVIS.

Margin of Victory	Avg. Speed	Best Lap Tm	Best Spd	Best Lap by
+16.920	105.949	2:12.670	108.540	[83] MAX LAGOD

Printed: 7/25/2006 4:54:20 PM

Licensed to: SCCA Milwaukee Region

Chief of Timing & Scoring - Pete Klinger/Chris Langer/Jamie Kipp

Orbits 2

Milwaukee Region SCCA Sanction #06-N-33-P

www.amb-it.com

MYLAPS RESULTS ARE UNOFFICIAL

www.mylaps.com

Road America 4.0 miles

Page 1/1

Cat National Race SCCA Road America

Lapchart


Group 6 - GT1, GT2, GT3, T1

RA 4.000 Miles

G6 RACE - *** OFFICIAL ***

7/23/2006 02:39 PM

Race (12 Laps)



Competitors	Laps												
	0	1	2	3	4	5	6	7	8	9	10	11	12
MAX LAGOD (83)	1	83	83	83	83	83	83	83	83	83	83	83	83
CHRIS PEDERSEN (67)	2	67	67	67	67	67	67	67	67	67	67	67	67
CARL JENSEN (31)	3	31	17	17	17	17	17	17	17	17	17	17	84
MICHAEL KEHOE (17)	4	17	31	31	84	84	84	84	84	84	84	84	35
JIM BRADLEY (01)	5	01	01	84	31	31	35	35	35	35	35	35	17
DON DALLAND (35)	6	35	84	35	35	35	31	31	31	31	31	31	31
RANDY ROSENMERKEL (84)	7	84	35	04	04	04	04	04	04	04	04	04	04
GERRY MASON (04)	8	04	71	25	25	25	25	25	25	25	25	25	25
DENNIS PETERSEN (71)	9	71	04	05	05	05	69	79	79	79	79	79	69
ED ZABINSKI (05)	10	05	25	69	69	69	79	69	69	69	69	69	79
SCOTT SANDA (25)	11	25	05	79	79	79	78	78	78	78	78	78	78
MICHAEL P. TRACEY (69)	12	69	69	01	58	58	58	58	58	58	58	58	58
ROB WARKOCKI (78)	13	78	79	58	78	78	97	97	97	97	97	34	97
MICHAEL A. TRACEY (79)	14	79	58	97	97	97	6	6	6	6	34	97	6
SCOTT TUCKER (97)	15	97	97	78	6	6	13	34	34	34	6	6	
RON TAMBOURINE (58)	16	58	6	6	13	13	34	13	13	13	13	05	
SCOTT McKAY (6)	17	6	78	13	34	34	05	05	05	05	05		
DAN VERKUILEN (13)	18	13	13	34									
BRANDON DAVIS (34)	19	34	34										
-	20												
-	21												
-	22												

Cat National Race SCCA Road America

Sorted on Laps

Group 6 - GT1, GT2, GT3, T1

RA 4.000 Miles

G6 RACE - *** OFFICIAL ***

7/23/2006 02:39 PM

Race (12 Laps)

Pos	No.	Class	Name	Region	Mem#	MakeModel	Laps	Diff	Total Tm	Best Tm
GT1										
1	83	GT1	MAX LAGOD	CHI	152235	CHEVY CORVETTE	12	-	27:10.978	2:12.670
2	67	GT1	CHRIS PEDERSEN	CHI	257325	CHEV. CORVETTE	12	+16.920	27:27.898	2:15.650
3	84	GT1	RANDY ROSENMERKEL	MILW	165589	PONTIAC TRANS AM	12	+34.224	27:45.202	2:16.722
4	35	GT1	DON DALLAND	LOL	318722	CHEV CORVETTE	12	+35.180	27:46.158	2:16.939
5	17	GT1	MICHAEL KEHOE	CHI	93741	89 OLDS CUTLASS	12	+45.488	27:56.466	2:16.255
6	31	GT1	CARL JENSEN	FLA	331695	CHEVY CAMARO	12	+49.896	28:00.874	2:17.883
7	13	GT1	DAN VERKUILEN	MILW	93176	CHEV CAMARO	9	3 Laps	23:40.067	2:34.882
DNF	01	GT1	JIM BRADLEY	FTWN	85184	CHEVY CORVETTE	2	10 Laps	5:08.708	2:22.058
DNF	71	GT1	DENNIS PETERSEN	CHI	246245	CHEVY CORVETTE	1	11 Laps	2:29.606	2:26.733
DNS	24	GT1	RICK DITTMAN	CHI	57464	CHEVY CAMARO	0	-	----	----
GT2										
1	04	GT2	GERRY MASON	INDY	84813	NISSAN 300ZX	12	-	29:05.064	2:22.898
2	25	GT2	SCOTT SANDA	CHI	215450	PORSCHE	12	+17.858	29:22.922	2:25.039
3	58	GT2	RON TAMBOURINE	CHI	68108	MAZDA MIATA	11	1 Lap	28:09.314	2:31.212
GT3										
1	78	GT3	ROB WARKOCKI	CHI	119077	MAZDA RX-7	11	-	27:55.940	2:28.577
2	34	GT3	BRANDON DAVIS	SOPAC	307329	05 ACURA TSX	10	1 Lap	25:41.670	2:28.271
DNS	2	GT3	DOUGLAS SHERWOOD	LOL	166492	MAZDA RX7	0	-	----	----
DNS	59	GT3	RODGER BOGUSZ	CHI	168911	MAZDA RX3	0	-	----	----
T1										
1	69	T1	MICHAEL P. TRACEY	CHI	350942	CHEVY CORVETTE	11	-	27:46.808	2:28.873
2	79	T1	MICHAEL A. TRACEY	CHI	350945	CHEVY CORVETTE	11	+0.061	27:46.869	2:29.255
3	97	T1	SCOTT TUCKER	KC	365956	FERRARI	11	+36.923	28:23.731	2:32.293
4	6	T1	SCOTT MCKAY	CHI	348927	CHEVY VETTE	11	+46.267	28:33.075	2:31.694
5	05	T1	ED ZABINSKI	CHI	15991	FERRARI	10	1 Lap	28:52.346	2:28.180

Margin of Victory	Avg. Speed	Best Lap Tm	Best Spd	Best Lap by
+16.920	105.949	2:12.670	108.540	[83] MAX LAGOD

Printed: 7/25/2006 5:26:27 PM

Licensed to: SCCA Milwaukee Region

Chief of Timing & Scoring - Pete Klinger/Chris Langer/Jamie Kipp

Orbits 2

Milwaukee Region SCCA Sanction #06-N-33-P

www.amb-it.com

MYLAPS RESULTS ARE UNOFFICIAL


www.mylaps.com

Road America 4.0 miles

Cat National Race SCCA Road America

Group 7 - SRF

RA 4.000 Miles




No.	Class	Name	MakeModel	Color	Region	Mem#	Sponsor
0	SRF	LEE TRAINOR	SRF	YEL	MILW	78738	CINDY/DLeCLAIRE/JS AUERMILCH/DFRENCH
02	SRF	DAVID SHAPIRO	SRF	RED	CHI	282966	T3 RACING/ELITE AUTOSPORT
5	SRF	JIM MARINANGEL	SRF	TEAL/SLVR	CHI	134182	McHENRY SAVINGS BANK/ELITE AUTOSPOR
8	SRF	GARY MAAS	SRF	BLU/YEL	LOL	303988	LINDELL MOTORSPORTS
10	SRF	BILL PARENTEAU	SRF	RED	LOL	278616	NANCY P
12	SRF	CHARLIE DIPASQUALE	SRF	RED	WOH	295530	C.L. DIPASQUALE DDS INC
15	SRF	RICK BARTUSKA	SRF	WHT/ORG	CHI	314816	CLUELESS RACING/TMI/MK PORTER PIPE
17	SRF	JIM GRAY	SRF	RED	LOL	311752	DONNYBROOKE
22	SRF	REBECCA BACH	SRF	BLUE/SILVR	MILW	297195	
27	SRF	DEAN CUNNINGHAM	SRF	BLK/SILVER	CHI	148525	BLACK DIAMOND STEEL/ELITE AUTOSPORT
30	SRF	JOHN ANDREWS	SRF	BLU/YEL	CHI	260880	WALGREENS/LINDELL MOTORSPORTS
31	SRF	JEFF BECK	SRF	BLU/WT/ORG	CHI	131861	LINDELL MOTORSPORTS/Ryan COMPAINES
33	SRF	JOEL WEINBERGER	SRF	RED	CHI	148950	CONTINENTAL MOTORS/CASTROL/LINDELL
38	SRF	MICHAEL McCANN	SRF	BLK	CHI	162293	
51	SRF	JOHN STERMER	SRF	BLU/RD/WHT	CH	246546	LINDELL MOTORSPORTS
55	SRF	ART KOPP	SRF	WHT/ORANGE	CHI	352419	CLUELESS RACING TMI MK TONIS
60	SRF	RIM GRAY	SRF	YELLOW	LOL	253560	RYAN COMPANIES US INC
65	SRF	BOB LOJKOVIC	SRF	PRPL/GREEN	CHI	322887	ELITE AUTO SPORT
66	SRF	BOB ABLARD	SRF	RD/WHT	MILW	111705	ZERO TO 60 GARAGE
77	SRF	BOB SHINEFLUG	SRF	SLVR	CHI	248756	SKACH MFG CO
78	SRF	REID JOHNSON	SRF	BLU	LOL	242765	
83	SRF	DAVID WATSON	SRF	YEL	LOL	251377	LEAKY TIRE RACING/COMPUTERS PLUS
94	SRF	BRIAN KENNEDY	SRF	YELLOW	LOL	93394	F J MOORE MFG CO

Cat National Race SCCA Road America

Group 7 - SRF

RA 4.000 Miles

COMBINED QUALIFYING G7 - OFFICIAL



Pos	No.	Class	Name	MakeModel	R1. Best Tm	R2. Best Tm	Overall BestTm
1	31	SRF	JEFF BECK	SRF	2:41.875	2:40.726	2:40.726
2	33	SRF	JOEL WEINBERGER	SRF	2:41.873	2:40.907	2:40.907
3	8	SRF	GARY MAAS	SRF	2:41.921	2:41.093	2:41.093
4	17	SRF	JIM GRAY	SRF	2:42.004	2:41.292	2:41.292
5	5	SRF	JIM MARINANGEL	SRF	2:42.430	2:41.305	2:41.305
6	15	SRF	RICK BARTUSKA	SRF	2:42.108	2:41.312	2:41.312
7	27	SRF	DEAN CUNNINGHAM	SRF	2:42.904	2:41.713	2:41.713
8	78	SRF	REID JOHNSON	SRF	2:42.058	2:43.043	2:42.058
9	51	SRF	JOHN STERMER	SRF	2:42.731	2:42.073	2:42.073
10	10	SRF	BILL PARENTEAU	SRF	2:43.939	2:42.968	2:42.968
11	02	SRF	DAVID SHAPIRO	SRF	2:44.045	2:43.242	2:43.242
12	83	SRF	DAVID WATSON	SRF	2:44.423	2:44.185	2:44.185
13	65	SRF	BOB LOJKOVIC	SRF	2:44.390	2:44.434	2:44.390
14	55	SRF	ART KOPP	SRF	2:44.399	2:44.699	2:44.399
15	60	SRF	RIM GRAY	SRF	2:46.072	2:44.399	2:44.399
16	66	SRF	BOB ABLARD	SRF	2:45.720	2:44.438	2:44.438
17	94	SRF	BRIAN KENNEDY	SRF	2:46.305	2:44.844	2:44.844
18	12	SRF	CHARLIE DIPASQUALE	SRF	2:48.434	2:45.135	2:45.135
19	22	SRF	REBECCA BACH	SRF	2:47.006	2:46.056	2:46.056
20	38	SRF	MICHAEL McCANN	SRF	3:07.374	2:46.151	2:46.151
21	77	SRF	BOB SHINEFLUG	SRF	2:46.687	2:47.017	2:46.687
22	0	SRF	LEE TRAINOR	SRF	2:46.825	2:49.102	2:46.825
23	30	SRF	JOHN ANDREWS	SRF	2:51.600	2:47.694	2:47.694

Name

Name

R1. Group 7 - SRF - G7 Q1
 R2. Group 7 - SRF - G7 Q2

Cat National Race SCCA Road America

Sorted on Laps

Group 7 - SRF

RA 4.000 Miles

G7 RACE - *** OFFICIAL ***

7/23/2006 03:30 PM

Race (12 Laps)

Pos	No.	Class	PIC Name	Laps	Diff	Total Tm	Best Tm	Sponsor
1	17	SRF	1 JIM GRAY	12	-	32:33.131	2:41.194	DONNYBROOKE
2	31	SRF	2 JEFF BECK	12	+0.415	32:33.546	2:41.688	LINDELL MOTORSPORTS/RYAN COMPAINES
3	33	SRF	3 JOEL WEINBERGER	12	+1.784	32:34.915	2:41.670	CONTINENTAL MOTORS/CASTROL/LINDELL
4	78	SRF	4 REID JOHNSON	12	+7.466	32:40.597	2:42.381	
5	8	SRF	5 GARY MAAS	12	+11.666	32:44.797	2:41.250	LINDELL MOTORSPORTS
6	5	SRF	6 JIM MARINANGEL	12	+12.042	32:45.173	2:42.344	McHENRY SAVINGS BANK/ELITE AUTOSPOR
7	27	SRF	7 DEAN CUNNINGHAM	12	+12.066	32:45.197	2:42.416	BLACK DIAMOND STEEL/ELITE AUTOSPORT
8	83	SRF	8 DAVID WATSON	12	+27.207	33:00.338	2:42.910	LEAKY TIRE RACING/COMPUTERS PLUS
9	38	SRF	9 MICHAEL McCANN	12	+28.021	33:01.152	2:42.339	
10	51	SRF	10 JOHN STERMER	12	+28.178	33:01.309	2:43.124	LINDELL MOTORSPORTS
11	02	SRF	11 DAVID SHAPIRO	12	+33.533	33:06.664	2:43.151	T3 RACING/ELITE AUTOSPORT
12	65	SRF	12 BOB LOJKOVIC	12	+43.577	33:16.708	2:44.135	ELITE AUTO SPORT
13	66	SRF	13 BOB ABLARD	12	+1:06.950	33:40.081	2:44.412	ZERO TO 60 GARAGE
14	12	SRF	14 CHARLIE DIPASQUALE	12	+1:21.414	33:54.545	2:46.200	C.L. DIPASQUALE DDS INC
15	22	SRF	15 REBECCA BACH	12	+1:21.644	33:54.775	2:47.413	
16	94	SRF	16 BRIAN KENNEDY	12	+1:22.019	33:55.150	2:46.486	F J MOORE MFG CO
17	0	SRF	17 LEE TRAINOR	12	+1:41.541	34:14.672	2:46.576	CINDY/DLeCLAIRE/JSAUERMILCH/DFRENCH
18	30	SRF	18 JOHN ANDREWS	12	+1:47.096	34:20.227	2:49.349	WALGREENS/LINDELL MOTORSPORTS
19	55	SRF	19 ART KOPP	11	1 Lap	34:51.158	2:45.271	CLUELESS RACING/TMI MK TONIS
20	15	SRF	20 RICK BARTUSKA	7	5 Laps	19:01.532	2:41.781	CLUELESS RACING/TMI/MK PORTER PIPE
21	60	SRF	21 RIM GRAY	7	+1:25.629	20:27.161	2:45.519	RYAN COMPANIES US INC
Not Classified								
DNF	77	SRF	DNF BOB SHINEFLUG	5	-	14:09.560	2:46.658	SKACH MFG CO
DNF	10	SRF	DNF BILL PARENTEAU	3	-	8:18.531	2:43.353	NANCY P

Margin of Victory	Avg. Speed	Best Lap Tm	Best Spd	Best Lap by
+0.415	88.473	2:41.194	89.333	[17] JIM GRAY

Printed: 7/25/2006 4:55:42 PM

Licensed to: SCCA Milwaukee Region

Chief of Timing & Scoring - Pete Klinger/Chris Langer/Jamie Kipp

Orbits 2

Milwaukee Region SCCA Sanction #06-N-33-P

www.amb-it.com

MYLAPS RESULTS ARE UNOFFICIAL

www.mylaps.com

Road America 4.0 miles

Cat National Race SCCA Road America

Lapchart


Group 7 - SRF

RA 4.000 Miles

G7 RACE - *** OFFICIAL ***

7/23/2006 03:30 PM

Race (12 Laps)



Competitors	Laps													
	0	1	2	3	4	5	6	7	8	9	10	11	12	
JOEL WEINBERGER (33)	1	33	31	31	31	31	31	31	31	33	17	17	17	
JEFF BECK (31)	2	31	33	33	33	33	33	33	33	31	8	33	31	
JIM GRAY (17)	3	17	8	15	8	8	15	15	15	8	8	33	8	33
GARY MAAS (8)	4	8	17	8	15	15	8	8	8	17	17	31	31	78
JIM MARINANGEL (5)	5	5	15	17	17	17	17	17	78	78	78	78	8	
RICK BARTUSKA (15)	6	15	78	5	78	78	78	78	78	5	5	5	5	
REID JOHNSON (78)	7	78	5	78	27	5	5	5	27	27	27	27	27	
DEAN CUNNINGHAM (27)	8	27	10	10	5	27	27	27	5	38	38	38	38	83
BILL PARENTEAU (10)	9	10	27	27	10	83	83	38	38	02	51	51	83	38
DAVID SHAPIRO (02)	10	02	83	83	83	38	38	02	02	83	83	83	51	51
DAVID WATSON (83)	11	83	02	02	02	02	83	83	51	02	02	02	02	
JOHN STERMER (51)	12	51	55	51	51	51	51	51	65	65	65	65	65	
ART KOPP (55)	13	55	51	38	38	65	65	65	65	66	66	66	66	
BOB LOJKOVIC (65)	14	65	65	55	55	60	60	60	66	0	12	12	12	12
RIM GRAY (60)	15	60	60	65	65	12	66	66	0	94	22	22	22	22
BOB ABLARD (66)	16	66	38	60	60	66	0	0	94	12	94	94	94	94
BRIAN KENNEDY (94)	17	94	12	12	12	0	77	94	22	22	0	0	0	0
CHARLIE DIPASQUALE (12)	18	12	94	66	66	94	94	12	12	30	30	30	30	30
REBECCA BACH (22)	19	22	66	94	94	77	22	22	30	55	55	55	55	
LEE TRAINOR (0)	20	0	0	0	0	22	12	30	60					
MICHAEL McCANN (38)	21	38	22	77	77	30	30	55	55					
BOB SHINEFLUG (77)	22	77	77	22	22	55	55							
JOHN ANDREWS (30)	23	30	30	30	30									